


<p><u>Writing Outcomes</u> London Eye Mystery: Dialogue between Kat and Mum Narrative from the detective’s perspective Informal email to the family from Salim</p>	<p><u>Geography</u> Investigating Rivers Identifying world rivers Water cycle explanation Understand river pollution and habitats River journeys from source to mouth River technical language</p>	<p><u>Maths</u> <i>Multiplication and division A</i> – multiply and divide by 10,100 and 1,000, multiples of 10, 100 and 1,000 <i>Fractions A</i> – equivalent fractions, convert between improper fractions and mixed number, compare and order fractions, add and subtract fractions.</p>
<p><u>MFL</u> French The date</p>	<p style="text-align: center;">Kestrels Class Term 2 Thrill Seekers</p> 	<p><u>Science</u> Forces in action Investigate forces of gravity, friction, air resistance and water resistance Use pulleys, levers and gears, identifying types and those in everyday life Experiments linked with these forces</p>
<p><u>SMSC</u> <u>PSHE</u> Understanding influence Managing grief, conflict and food choices Community <u>RE</u> Christianity Christmas: Is that Christmas story true?</p>		<p><u>Music</u> Learn Carols and other Christmas songs for the KS2 Carol Concert Extend the range of chords known on the ukulele Sing a Christmas song and accompany on the ukulele</p>
<p><u>DT</u> Building bridges Strength prediction and testing Know how to make bridges stronger Explain how arches/ suspension bridges work Plan and build bridge designs</p>	<p><u>P.E.</u> Swimming Developing swimming stroke techniques Effectively floating Water survival and safety skills</p>	<p><u>Computing</u> Video production Know what makes videos effective Create storyboards Capture video footage Edit and improve the video</p>

Kestrels

Class Spellings for Autumn 2




Week 1 Words with 'silent' letters	Week 2 Words with 'silent' letters	Week 3 Modal verbs	Week 4 shul endings spelt -tial	Week 5 -ent, -ence endings	Week 6 Statutory spelling challenge	Week 7 Revision from this half term's spelling patterns	Week 1 of Spring Term 1 -ent, -ency endings
Tested on 03.11.23	Tested on 10.11.23	Tested on 17.11.23	Tested on 24.11.23	Tested on 01.12.23	Tested on 08.12.23	Tested on 15.12.23	Tested on 05.01.24
disastrous twelfth symbol doubt lamb debt thumb solemn autumn column knight knuckle	language dictionary privilege wrestle wrapper island aisle debris mortgage Christmas yacht guarantee	vegetable lightning interfere could may might must shall should will would ought	soldier category shoulder presidential nonessential consequential preferential evidential inessential differential influential quintessential	signature committee muscle different difference excellent excellence convenient convenience obedient obedience belligerence	variety temperature environment pronunciation bruise stomach recommend recognise sincerely restaurant ancient attached	equip aggressive yacht The 9 spelling pattern words will be ANY words from the previous 6 weeks' spelling pattern rules.	opportunity necessary mischievous lenient leniency transparent transparency consistent consistency urgent urgency complacency
<u>Year 3 & 4 Revision</u> disappoint disagree disobey	<u>Year 3 & 4 Revision</u> misbehave mislead misspell	<u>Year 3 & 4 Revision</u> inactive incorrect illegal	<u>Year 3 & 4 Revision</u> illegible immature immortal	<u>Year 3 & 4 Revision</u> impossible impatient imperfect	<u>Year 3 & 4 Revision</u> irregular irrelevant irresponsible	<u>Year 3 & 4 Revision</u> redo refresh return	<u>Year 3 & 4 Revision</u> reappear redecorate subdivide




Spellings in **RED** are statutory spelling words from the Year 5/6 spelling list. The statutory words, words from the spelling pattern and the year 3&4 words are the spellings for that week. There are a total of 15 spellings per week. Please learn and prepare to be tested on all 15 in that week's column.

Year5 Homework Grid

<p><u>Reading:</u></p> <p>Read daily either on Reading Plus or your scheme book, remember to record this in your contact book.</p> <p>Discuss the following questions with your grown up:</p> <ul style="list-style-type: none"> • How does what you have read make you feel? • Would you like to visit the place where the book is set? • Have you read any similar texts that this reminds you of? 	<p><u>Writing/Handwriting</u></p> <p>Use the following words in a range of sentence: Excellent, bruise, government, mischievous and controversy.</p> <p>Challenge yourself:</p> <ul style="list-style-type: none"> • Can you use brackets around extra information? • Can you include colons to introduce a list? • Can you use different types of fronted adverbials? 	<p><u>Maths:</u></p> <p>Log in to Times Tables Rockstars to complete the set times tables and remember to challenge yourself with the linked division facts too.</p>
--	--	---

Optional activities

<p><u>Handwriting</u></p> <p>On letter join search for and complete these tasks:</p> <ul style="list-style-type: none"> • KS2 resources – write in time (pick any topic) • KS2 games – mirror writing 	<p><u>Geography</u></p> <p>Make a rain gauge to see how much rainfall there is in your garden over the term. Does it rain more during some weeks than others? Either mark measurements on your jar or use a ruler in the centre of the jar to find out how much it has rained.</p>  	<p><u>Computing</u></p> <p>Watch some videos made by different creators.</p> <ul style="list-style-type: none"> • What is similar about the videos? • What is different? • Which ones do you prefer and why? <p>Write a video review for your favourite one to share with others why they should also watch this video. Be careful not to give away any spoilers about the video content but convince people that they should watch it themselves.</p>
--	---	--

<p><u>Design Technology</u></p> <p>Build a bridge 50cm wide to support the weight of a food tin in the middle of the bridge. Before you start think about some designs that will give you a good engineered result. For example, some shapes are better at absorbing the load – for example triangles are particularly strong – so you might think about using them as part of your design.</p>  	<p><u>Science</u></p> <p>Make a paper helicopter and investigate the effects of air resistance and gravity. A helicopter hovers in the air as its propellers rotate. Use the template and follow the instructions to create a paper aeroplane that spins as it slowly falls to the ground.</p> <p>Time how long your paper aeroplane takes to fall to the ground. Can you make a new paper aeroplane that falls more slowly? Think about the forces of gravity and air resistance.</p>	<p><u>MFL</u></p> <p>Can you practice counting to 100 in French?</p> <p>The BBC website has sound bites to help with pronunciation. https://www.bbc.co.uk/bitesize/topics/z6t66g8/articles/zd4w7yc</p> 
--	---	---