


<p><u>Writing Outcomes</u> The Jolly Postman</p> <ul style="list-style-type: none"> Map and letter about my school journey <p>Little Red Riding Hood</p> <ul style="list-style-type: none"> Re-tell the story <p>The Three Little Pigs</p> <ul style="list-style-type: none"> Re-tell the story 	<p><u>History/Geography</u> Where do I live?</p> <p>Locate and name 4 countries and capital cities of the UK. Name and label oceans using a world map.</p> <p>Identify geographical vocabulary of physical/human features of the local area using fieldwork and observational skills.</p>	<p><u>Maths</u> Addition & subtraction</p> <p>Part-whole model, fact families, number bonds to 10. Subtraction on a line. Add or subtract 1 or 2.</p> <p>Shape</p> <p>Recognise and name 2-D & 3-D shapes.</p>
<p><u>Phonics</u> CVCC and Polysyllabic, CCVCC, CCCVCC</p> <p><u>Tricky words</u> Like, have, there, here, said, one, house, when, our, your, love, school, then, that, this, them.</p>	<p style="text-align: center;">Hummingbird Class Term 2 Street Detective</p> 	<p><u>Science</u> Everyday materials</p> <p>Name and sort materials. Perform simple test- waterproof materials. Identify and classify materials. Distinguish different materials and their origin. Describe physical properties, and compare.</p>
<p><u>SMSC</u> <u>PSHE</u></p> <p>Learn how to co-operate with others. Know what is right and wrong.</p> <p><u>RE</u></p> <p>Christmas: What gifts might Christians in my town have given Jesus if he has been born here rather than in Bethlehem? Christianity</p>		<p><u>Music</u></p> <p>Learn songs for the Nativity Explore pitch using the story of 'Jack and the Beanstalk' Contribute to the creation of a class composition in response to a fairy story Listen to a royal fanfare, describe key features and compose their own fanfare</p>
<p><u>DT</u> Stable Structures</p> <p>Use models and drawings to show ideas. Develop ideas using a range of materials and components according to their characteristics. Use a range of tools for cutting, shaping and joining.</p>	<p><u>P.E.</u> Yoga</p> <p>Develop fundamental movement skills. Show agility, balance and coordination for a variety of movements.</p>	<p><u>Computing</u> Digital painting</p> <p>Use technology to create, organise and retrieve content. Use technology purposefully.</p>

Hummingbirds Group 1

Spellings – Term 2

Please find below your child's spellings for this term. Ensure that you help your child to practise them in preparation for a spelling test each **Friday**. Please note all of the sounds in the spellings below have been taught in previous phonics sessions:

A useful technique to use is:

Look carefully at the word

Cover the word, try to remember it

Write the word from memory

Check to see if you have spelt it correctly

	Friday 10 th November Phonics Basics 3/ 4 CCVC	Friday 17 th November Phonics Basics 3/ 4 CVCC	Friday 24 th November Phonics Basics 3/ 4 CVCC	Friday 1 st December Phonics Basics 3/ 4 CVCC/ CCVCC	Friday 8 th December Phonics Choose to Use ay ea	Friday 15 th December Phonics Choose to Use ie oe
1	said	when	your	that	paint	bright
2	one	our	then	this	clay	right
3	sand	lamp	mask	them	play	lie
4	tent	camp	gift	jump	stay	pie
5	wink	pink	lift	nest	queen	tie
6	wind	sink	bank	tenth	three	float
7	milk	damp	bulb	blend	dream	toast
8	belt	pond	melt	stand	treat	toe

Words highlighted in yellow are Year 1 tricky words the children have been learning in their phonics sessions 😊

Hummingbirds Group 2

Spellings – Term 2

Please find below your child's spellings for this term. Ensure that you help your child to practise them in preparation for a spelling test each **Friday**. Please note all of the sounds in the spellings below have been taught in previous phonics sessions

A useful technique to use is:

Look carefully at the word


Cover the word, try to remember it

Write the word from memory




Check to see if you have spelt it correctly




	Friday 10 th November	Friday 17 th November	Friday 24 th November	Friday 1 st December	Friday 8 th December	Friday 15 th December
	Phonics Basics 3 th and ng	Phonics Basics 3 ai and ee	Phonics Basics 3 igh and oa	Phonics Basics 3 oo and oo	Phonics Basics 3 ar or	Phonics Basics 3 ur ow
1	her	he	be	they	are	some
2	was	she	me	by	all	come
3	you	we	my	food	park	burp
4	thin	mail	light	boot	card	turn
5	moth	nail	right	moon	farm	cow
6	thud	bee	soap	cook	corn	town
7	ring	sheep	coat	book	horn	owl
8	bang	queen	boat	look	torch	curl

Words highlighted in yellow are Year 1 tricky words the children have been learning in their phonics sessions 😊

<p style="text-align: center;"><u>Reading:</u></p> <p>Read daily, recording in contact book.</p> <p>Discuss the following questions with your grown up:</p> <ul style="list-style-type: none"> • What do you think the book is about? <ul style="list-style-type: none"> • Who is the author? • Who is your favourite character? <ul style="list-style-type: none"> • What could happen next? • How were the characters feeling when Happened? How do you know? 	<p style="text-align: center;"><u>Writing/Handwriting</u></p> <p>Practise writing sentences about your house. Can you tell us how many rooms you have? Which room is your favourite and why? Who do you live with? Etc.</p> <p>Use the these words in a sentence. my, by, this, that, were, when, some, are, all, when, our, your, love, house.</p>	<p style="text-align: center;"><u>Maths:</u></p> <p>Log in to Numbots and complete a game.</p> <p>Challenge yourself to get to the next level.</p> <div style="text-align: center;">  </div>
--	--	--

Optional activities

<p style="text-align: center;"><u>Art:</u></p> <p>Create a self portrait using cut up magazines or newspaper. See if you can different colours to create your image as a collage.</p> <div style="text-align: center;">  </div>	<p style="text-align: center;"><u>Music:</u></p> <p>Make up your own rhythm. Created this by tapping a rhythm on a box, pot or piece of wood.</p> <div style="text-align: center;">  </div>	<p style="text-align: center;"><u>Geography:</u></p> <p>Think about the local area. Use Google Earth to look at Wilmington. What places of interest can you see? Where do you live? Can you find the school? Can you see your friends/ families houses? Create a large scale map of Wilmington! You could draw it and colour!</p> <div style="text-align: center;">  </div>
--	---	--

<p style="text-align: center;"><u>PE</u></p> <p>Practice your balancing skills in an unusual place.</p> <div style="display: flex; align-items: center;">  <div style="margin-left: 20px;"> <p>Stand, jump, balance and make a routine to practice.</p> </div> </div>	<p style="text-align: center;"><u>Science:</u></p> <p>At home find different things made from, paper, cardboard, plastic and make a junk model.</p> <p>Take a photo of your junk model construction.</p> <div style="text-align: center;">  </div>	<p style="text-align: center;"><u>Writing:</u></p> <p>Draw a story board about an adventure in a woods/forest. It might be raining or filled with snow.</p> <p>Have a go at writing a simple sentence for each part of your story using capital letters, finger spaces and full stops. If you want to challenge yourself extend your sentences with and or because</p> <div style="text-align: right;">  </div>
---	--	---

