


<p><b>Writing Outcomes</b></p> <p><b>Beegu</b></p> <ul style="list-style-type: none"> <li>• Setting Description</li> <li>• Diary Entry</li> </ul> <p><b>La Luna</b></p> <ul style="list-style-type: none"> <li>• Playscript</li> </ul>	<p><b>History/Geography</b></p> <p><b>Intrepid explorers</b></p> <p>Compare aspects of life in different periods. Identify significant individuals.</p>	<p><b>Maths</b></p> <p><b>Place value</b></p> <p>Within 20 One more one less Compare &amp; order Estimating</p> <p><b>Add and subtract.</b></p> <p>Within 20 Doubles Finding the difference Related number facts</p>
<p><b>Phonics</b></p> <p>Ay, ea, ie, oe, ue, a-e, e-e, i-e, o-e, u-u, oy, ir, ou, aw, wh, are, kn, wr, ph, au, gn, ore, ey, y, ew, are, or, tch, dge, er</p> <p>Tricky words</p> <p>Their, people, Mr, Mrs, oh, friends, these, ask, where, today, once, could, should, would, called, looked. Son, says, want, after, half, only, with.</p>	<p><b>Hummingbird Class</b> <b>Term 3</b> <b>Zoom to the Moon</b></p> 	<p><b>Science</b></p> <p><b>Seasonal Changes</b></p> <p>Observe the four seasons. Identify and classify seasonal changes from observations. Observe and describe weather associated with the seasons and its impact. Perform simple tests- Freezing</p>
<p><b>SMSC</b></p> <p><b>PSHE</b></p> <p>Understand different behaviours and when to ask for help. Identify bullying.</p> <p><b>RE</b></p> <p>Jesus as a friend: Was it always easy for Jesus to show friendship? Christianity.</p>		<p><b>Music</b></p> <p>Listen and respond to extracts from 'The Planets' by Holst Create class compositions for different planets choosing appropriate sounds for the key features of the planet In pairs compose music for a journey in space using graphic symbols</p>
<p><b>Art</b></p> <p><b>Mark making</b></p> <p>Use colour, pattern, texture, line, shape, form and space techniques. Use painting to develop experiences including knowledge of different artist and their styles.</p>	<p><b>P.E.</b></p> <p><b>Dance</b></p> <p>Show agility, balance and coordination for a variety of movements. Become increasingly competent and confident.</p>	<p><b>Computing</b></p> <p><b>Moving a robot</b></p> <p>Recognise common uses of information technology that we use every day. Understand the usage of algorithms. Create and debug simple programs.</p>

## Hummingbirds Group 1

### Spellings – Term 3

Please find below your child's spellings for this term. Ensure that you help your child to practise them in preparation for a spelling test each **Friday**. Please note all of the sounds in the spellings below have been taught in previous phonics sessions

A useful technique to use is:

**Look** carefully at the word

**Cover** the word, try to remember it

**Write** the word from memory

**Check** to see if you have spelt it correctly

	Friday 12 <sup>th</sup> January Phonics Choose to Use Split Digraphs a-e e-e i-e	Friday 19 <sup>th</sup> January Phonics Choose to Use Split Digraphs o-e u-e	Friday 26 <sup>th</sup> January Phonics Choose to Use oy ir ou aw	Friday 2 <sup>nd</sup> February Phonics Choose to Use wh are kn	Friday 9 <sup>th</sup> Debruary Phonics Choose to Use wr ph au
1	their	friends	where	could	looked
2	people	these	today	should	son
3	make	ask	once	would	says
4	cake	home	boy	called	want
5	same	rose	enjoy	whisper	wrist
6	delete	glove	shout	white	write
7	complete	stone	cloud	share	author
8	bike	June	third	care	launch
9	five	flute	girl	knife	phone
10	time	flume	straw	knock	dolphin

Words highlighted in yellow are Year 1 tricky words the children have previously been learning in their phonics sessions 😊

## Hummingbirds Group 2

### Spellings – Term 3

Please find below your child's spellings for this term. Ensure that you help your child to practise them in preparation for a spelling test each **Friday**. Please note all of the sounds in the spellings below have been taught in previous phonics sessions

A useful technique to use is:

**Look** carefully at the word

**Cover** the word, try to remember it








**Write** the word from memory

**Check** to see if you have spelt it correctly

	Friday 12 <sup>th</sup> January Phonics Basics 4 CVCC	Friday 19 <sup>th</sup> January Phonics Basics 4 CVCC	Friday 26 <sup>th</sup> January Phonics Basics 4 CCVC	Friday 2 <sup>nd</sup> February Phonics Basics 3/4 CCVC	Friday 9 <sup>th</sup> February Phonics Basics 3/4 CVCC/ CCVCC
1	so	like	said	house	our
2	do	have	one	when	your
3	little	out	damp	grass	boost
4	sand	belt	pond	track	punch
5	tent	lamp	mask	twin	stamp
6	wink	camp	gift	swim	crisp
7	wind	pink	lift	green	blend
8	milk	sink	bank	drop	stand

Words highlighted in yellow are Year 1 tricky words the children have been learning in their phonics sessions 😊

Year 1 Term 3 Homework Grid

<p><b><u>Reading:</u></b></p> <p>Read daily, recording in contact book.</p> <p>Discuss the following questions with your grown up:</p> <ul style="list-style-type: none"> <li>• What do you think the book is about?             <ul style="list-style-type: none"> <li>• Who is the author?</li> </ul> </li> <li>• Who is your favourite character?             <ul style="list-style-type: none"> <li>• What could happen next?</li> </ul> </li> <li>• How were the characters feeling when .... Happened? How do you know?</li> </ul>	<p><b><u>Writing/Handwriting</u></b></p> <p>Practise writing sentences about your house. Can you tell us how many rooms you have? Which room is your favourite and why? Who do you live with? Etc.</p> <p>Use the these words in a sentence. my, by, this, that, were, when, some, are, all, when, our, your, love, house.</p>	<p><b><u>Maths:</u></b></p> <p>Log in to Numbots and complete a game.</p> <p>Challenge yourself to get to the next level. Get your certificates each week!</p> 
<p>Optional activities</p>		
<p><b><u>Art:</u></b></p> <p>Make your own Beegu character either as a drawing, painting, junk model or as a snack.</p> 	<p><b><u>Music:</u></b></p> <p>Make up a song about the weather.....</p> <p>It might be weather in a different country rather than England.</p> 	<p><b><u>Geography:</u></b></p> <p>Research an explorer e.g. Amelia Earhart, Christopher Columbus, Neil Armstrong or someone else. Gather as many facts as you can about them and present this. It could be a video/ poster or PowerPoint.</p> 
<p><b><u>PE</u></b></p> <p>Practise your yoga and send in a picture, see if an adult will join you.</p> 	<p><b><u>Science:</u></b></p> <p>The weather is always changing.</p> <p>How many different types of weather can you think of?</p>  	<p><b><u>Writing:</u></b></p> <p>Draw a story board about an adventure on a planet.</p> <p>Have a go at writing a simple sentence for each part of your story using capital letters, finger spaces and full stops. If you want to challenge yourself extend your sentences with and or because.</p> 