


<p><b><u>Writing Outcomes</u></b></p> <p><b>Rapunzel</b></p> <ul style="list-style-type: none"> <li>• Prediction</li> <li>• Poetry I've never...but I have..</li> <li>• Playscript</li> </ul>	<p><b><u>History</u></b></p> <p><b>Castles</b></p> <p>Use text and photos to find out information about castles          Explain the roles of different people in castles          Identify how castles have changed over times          Know when Normans lived</p>	<p><b><u>Maths</u></b></p> <p><b><u>Place Value</u></b></p> <p>Count on a number line to 50          Make groups of 10          Partition and tens and ones          Find one more/ one less for numbers to 50</p> <p><b><u>Length and Height</u></b></p> <p>Compare length and height          Measure length and height of objects in cm</p> <p><b><u>Mass</u></b></p> <p>Measure and compare mass          Compare and measure capacity          Compare volume</p>
<p><b><u>Phonics Sounds</u></b></p> <p>ay, ea, ie, oe, ue, a-e, e-e, i-e, o-e, u-e, oy, ir, ou, aw, wh, are, kn, wr, ph, au, gn, ore, ey, y, ew, ear, or, tch, dge, er</p> <p><b><u>Tricky Words</u></b></p> <p>their, people, Mr, Mrs, oh, friends, these, ask, where, today, once, could, should, would, called, looked, son, says, want, after, half, only, with</p>	<p style="text-align: center;"><b>Class Term 4 Turrets and Towers</b></p> 	<p><b><u>Science</u></b></p> <p><b>Seasonal Changes</b></p> <p>Observe the four seasons.          Identify and classify seasonal changes from observations.          Observe and describe weather associated with the seasons and its impact.          Perform simple test- Measuring rainfall</p>
<p><b><u>SMSC</u></b></p> <p><b><u>PSHE</u></b></p> <p>Keeping healthy by eating healthy, washing hands and dental hygiene.</p> <p><b><u>RE</u></b></p> <p><b>Easter (Palm Sunday)</b></p> <p>Why was Jesus welcomed like a king on celebrity by the crowds on Palm Sunday</p>		<p><b><u>Music</u></b></p> <p>Listen and respond to 'spooky music'          Create a class composition for a 'Scary Castle'          Use ideas from the class composition to create a composition with a partner about a 'Scary Castle'          Write a spooky tune using the chime bars</p>
<p><b><u>Art</u></b></p> <p><b>Colour Creations</b></p> <p>Name and identifying primary colours, explain how to make secondary colours. To use paint to make lighter and darker shades</p>	<p><b><u>P.E.</u></b></p> <p><b>Sending and Receiving</b></p> <p>Throwing a rolling beanbags and balls towards a stationary target</p>	<p><b><u>Computing</u></b></p> <p><b>Grouping Data</b></p> <p>To label, identify, describe and compare groups, using the information gathered to answer questions</p>

## Hummingbirds Group 1

### Spellings – Term 4

Please find below your child's spellings for this term. Ensure that you help your child to practise them in preparation for a spelling test each **Friday**. Please note all of the sounds in the spellings below have been taught in previous phonics sessions

A useful technique to use is:

**Look** carefully at the word

**Cover** the word, try to remember it

**Write** the word from memory

**Check** to see if you have spelt it correctly

	Friday 23 <sup>rd</sup> February Phonics Choose to Use gn ore	Friday 1 <sup>st</sup> March Phonics Choose to Use ey y	Friday 8 <sup>th</sup> March Phonics Choose to Use ew ear	Friday 15 <sup>th</sup> March Phonics Choose to Use or tch	Friday 22 <sup>nd</sup> March Phonics Choose to Use dge er	Thursday 28 <sup>th</sup> March Phonics Choose to Use Split-digraphs
1	after	their	friend	today	called	game
2	half	people	these	could	looked	rake
3	only	Mr	ask	would	says	bake
4	with	Mrs	where	should	want	delete
5	gnome	chimney	grew	worm	bridge	five
6	gnat	donkey	flew	word	badge	time
7	gnaw	trolley	blue	work	hedge	home
8	explore	funny	wear	ditch	wedge	stone
9	score	dirty	bear	pitch	her	flute
10	adore	cheeky	tear	match	alert	flume

Please note that some spellings have been repeated as children still find these words challenging when applying it to their independent writing

Words highlighted in yellow are Year 1 tricky words the children have previously been learning in their phonics sessions 😊

## Hummingbirds Group 2

### Spellings – Term 4

Please find below your child's spellings for this term. Ensure that you help your child to practise them in preparation for a spelling test each **Friday**. Please note all of the sounds in the spellings below have been taught in previous phonics sessions

A useful technique to use is:

**Look** carefully at the word

**Cover** the word, try to remember it

**Write** the word from memory

**Check** to see if you have spelt it correctly

Words highlighted in yellow are Year 1 tricky words the children have been learning in their phonics sessions 😊

	Friday 23 <sup>rd</sup> February Phonics Choose to Use gn ore	Friday 1 <sup>st</sup> March Phonics Choose to Use ey y	Friday 8 <sup>th</sup> March Phonics Choose to Use ew ear	Friday 15 <sup>th</sup> March Phonics Choose to Use or tch	Friday 22 <sup>nd</sup> March Phonics Choose to Use dge er	Thursday 28 <sup>th</sup> March Phonics Choose to Use Split-digraphs
1	after	their	friend	today	called	game
2	half	people	these	could	looked	rake
3	only	Mr	ask	would	says	bake
4	with	Mrs	where	should	want	delete
5	gnome	chimney	grew	worm	bridge	five
6	gnat	donkey	flew	word	badge	time
7	score	cheeky	tear	work	hedge	home
8	explore	funny	wear	ditch	wedge	stone

### Hummingbirds Group 3

#### Spellings – Term 4

Please find below your child's spellings for this term. Ensure that you help your child to practise them in preparation for a spelling test each **Friday**. Please note all of the sounds in the spellings below have been taught in previous phonics sessions

A useful technique to use is:

**Look** carefully at the word

**Cover** the word, try to remember it







**Write** the word from memory

**Check** to see if you have spelt it correctly

Words highlighted in yellow are Year 1 tricky words the children have been learning in their phonics sessions 😊

	Friday 23 <sup>rd</sup> February Phonics Choose to Use th ng	Friday 1 <sup>st</sup> March Phonics Choose to Use ai ee	Friday 8 <sup>th</sup> March Phonics Choose to Use oa igh	Friday 15 <sup>th</sup> March Phonics Choose to Use oo/ oo	Friday 22 <sup>nd</sup> March Phonics Choose to Use or ar	Thursday 28 <sup>th</sup> March Phonics Choose to Use ur ow
1	her	he	be	they	are	some
2	was	she	me	by	all	come
3	you	we	my	food	park	burp
4	thin	mail	light	boot	card	turn
5	moth	nail	right	moon	farm	cow
6	thud	bee	soap	cook	corn	town
7	ring	sheep	coat	book	horn	owl
8	bang	queen	boat	look	torch	curl

Year 1 Term 4 Homework Grid

<p><b><u>Reading:</u></b></p> <p>Read daily, recording in contact book.</p> <p>Discuss the following questions with your grown up:</p> <ul style="list-style-type: none"> <li>• What do you think the book is about?             <ul style="list-style-type: none"> <li>• Who is the author?</li> </ul> </li> <li>• Who is your favourite character?             <ul style="list-style-type: none"> <li>• What could happen next?</li> </ul> </li> <li>• How were the characters feeling when .... Happened? How do you know?</li> </ul>	<p><b><u>Writing/Handwriting</u></b></p> <p>Practise writing sentences about your house. Can you tell us how many rooms you have? Which room is your favourite and why? Who do you live with? Etc.</p> <p>Use the these words in a sentence. my, by, this, that, were, when, some, are, all, when, our, your, love, house.</p>	<p><b><u>Maths:</u></b></p> <p>Log in to Numbots and complete a game.</p> <p>Challenge yourself to get to the next level. Get your certificates each week!</p> 
<p>Optional activities</p>		
<p><b><u>Art:</u></b></p> <p>Draw your own scene from Rapunzel.</p> <p>It might be the tower, it might be Rapunzel climbing out of the window, it might be the witch climbing up the tower.</p> 	<p><b><u>Music:</u></b></p> <p>Make up a song about the rain. Or....</p> <p>Perform a rain dance and take a photo. Send it in on Dojo.</p> 	<p><b><u>Geography:</u></b></p> <p>Visit a local castle and take some photos. Can you find out who lived in the castle? Can you find any of the castle features (moat/ drawbridge etc.). Draw a picture of the castle and label it</p> 
<p><b><u>PE</u></b></p> <p>Practise your dance skills at home and make up a routine. Get an adult to dance with you.</p> 	<p><b><u>Science:</u></b></p> <p>Draw a picture of a sunset or sunrise. Use paint or coloured pencils.</p> 	<p><b><u>Writing:</u></b></p> <p>Draw a story board about an adventure on a planet.</p> <p>Have a go at writing a simple sentence for each part of your story using capital letters, finger spaces and full stops. If you want to challenge yourself extend your sentences with and or because.</p> 