


<p><b><u>Writing Outcomes</u></b></p> <p><b>Jim and the Beanstalk</b></p> <ul style="list-style-type: none"> <li>• Sequel</li> </ul> <p><b>The Tiny Seed</b></p> <ul style="list-style-type: none"> <li>• Instructions</li> <li>• Letter</li> </ul>	<p><b><u>Geography</u></b></p> <p><b><u>Around the World</u></b></p> <p>Locate continents on a world map</p> <p>Begin to recognise locations of countries within the continents</p> <p>Identify similarities and differences between these countries</p>	<p><b><u>Maths</u></b></p> <p>Multiplication and Division</p> <p>Count in 2's, 5's and 10s</p> <p>Recognise and make equal groups</p> <p>Make arrays</p> <p><b><u>Fractions</u></b></p> <p>Find and recognise a half of a shape, object, or quantity</p> <p>Find and recognise a quarter of a shape, object or quantity</p> <p><b><u>Position and Direction</u></b></p> <p>Describe turns</p> <p>Describe position using left, right, forwards, backwards, up and down</p> <p>Know Ordinal numbers</p>
<p><b><u>Phonics</u></b></p> <p>ue, u-e, ew</p> <p>Teaching Phonics Screening Gaps</p> <p><b><u>Tricky Words</u></b></p> <p>move, eye</p> <p>Re-cap all phase 5 and practise gaps</p>	<p style="text-align: center;"><b>Year 1</b> <b>Term 5</b> <b>Sun, Seeds and Soil</b></p> 	<p><b><u>Science</u></b></p> <p><b>Identifying Plants</b></p> <p>Know what plants need to grow</p> <p>Plant a seed and describe changes</p> <p>Name a describe a variety of plants, flowers and trees</p>
<p><b><u>SMSC</u></b></p> <p><b><u>PSHE</u></b></p> <p>How to show kindness to my family and other special people</p> <p>Keeping myself clean</p> <p><b><u>RE</u></b></p> <p><b>Shabbat</b></p> <p>Is Shabbat important to Jewish children?</p>		<p><b><u>Music</u></b></p> <p>Play tuned instruments musically to accompany a familiar song</p> <p>Use tuned instruments to explore pitch movement in familiar songs and tap out short melody phrases</p> <p>Listen to 'Spring' by Vivaldi and contribute to a class composition about Spring</p>
<p><b><u>DT</u></b></p> <p><b>Eat more fruits and vegetables</b></p> <p>To name and describe fruits and vegetables. Using a knife to cut them safely and in different ways.</p>	<p><b><u>P.E.</u></b></p> <p><b>Striking and Fielding</b></p> <p>Strike a ball with a racket, recognising and using space in relation to others.</p>	<p><b><u>Computing</u></b></p> <p><b>Digital Writing</b></p> <p>To use a computer to add and remove text.</p>

## Hummingbirds Group 1

### Spellings – Term 5

Please find below your child's spellings for this term. Ensure that you help your child to practise them in preparation for a spelling test each **Friday**. Please note all of the sounds in the spellings below have been taught in previous phonics sessions

A useful technique to use is:

**Look** carefully at the word

**Cover** the word, try to remember it

**Write** the word from memory

**Check** to see if you have spelt it correctly

	Friday 19th April Phonics Choose to Use	Friday 26th April Phonics Switch It i and o	Friday 3rd May Phonics Switch It c and g	Friday 10th May Phonics Switch It u and ow	Friday 17th May Phonics Switch It ie and ea	Friday 24th May Phonics Switch It a
1	after	does	tall	why	water	who
2	half	goes	call	over	because	any
3	only	milk	small	above	break	many
4	with	kind	coat	please	work	apple
5	wear	spot	crisp	plum	chief	hand
6	share	cold	city	crunch	field	baby
7	word	behind	cycle	super	cream	alien
8	work	gold	gift	music	leaf	wash
9	badge	hold	giant	brown	head	swap
10	bridge	drop	danger	yellow	ready	watch

Please note that some spellings have been repeated as children still find these words challenging when applying it to their independent writing

Words highlighted in yellow are Year 1 tricky words the children have previously been learning in their phonics sessions ☺

## Hummingbirds Group 2

### Spellings – Term 5

Please find below your child's spellings for this term. Ensure that you help your child to practise them in preparation for a spelling test each **Friday**. Please note all of the sounds in the spellings below have been taught in previous phonics sessions

A useful technique to use is:

**Look** carefully at the word

**Cover** the word, try to remember it

**Write** the word from memory

**Check** to see if you have spelt it correctly

	Friday 19 <sup>th</sup> April Phonics Choose to Use gn ore	Friday 26 <sup>th</sup> April Phonics Choose to Use ey y	Friday 3 <sup>rd</sup> May Phonics Choose to Use ew ear	Friday 10 <sup>th</sup> May Phonics Choose to Use or tch	Friday 17 <sup>th</sup> May Phonics Choose to Use dge er	Thursday 24 <sup>th</sup> May Phonics Choose to Use Split-digraphs
1	after	their	friend	today	called	game
2	half	people	these	could	looked	rake
3	only	Mr	ask	would	says	bake
4	with	Mrs	where	should	want	delete
5	gnome	chimney	grew	worm	bridge	five
6	gnat	donkey	flew	word	badge	time
7	gnaw	trolley	blue	work	hedge	home
8	explore	funny	wear	ditch	wedge	stone
9	score	dirty	bear	pitch	her	flute
10	adore	cheeky	tear	match	alert	flume

Please note that some spellings have been repeated as children still find these words challenging when applying it to their independent writing

Words highlighted in yellow are Year 1 tricky words the children have previously been learning in their

## Hummingbirds Group 3

### Spellings – Term 5

Please find below your child's spellings for this term. Ensure that you help your child to practise them in preparation for a spelling test each **Friday**. Please note all of the sounds in the spellings below have been taught in previous phonics sessions

A useful technique to use is:

**Look** carefully at the word

**Cover** the word, try to remember it






**Write** the word from memory

**Check** to see if you have spelt it correctly

Words highlighted in yellow are Year 1 tricky words the children have been learning in their phonics sessions 😊

	Friday 19 <sup>th</sup> April Phonics Basics 4 CVCC	Friday 26 <sup>th</sup> April Phonics Basics 4 CVCC	Friday 3 <sup>rd</sup> May Phonics Basics 4 CCVC	Friday 10 <sup>th</sup> May Phonics Basics 3/ 4 CCVC	Friday 17 <sup>th</sup> May Phonics Basics 3/ 4 CVCC/ CCVCC	Friday 24 <sup>th</sup> May Phonics Basics 3/ 4 CVCC/ CCVCC
1	so	like	said	house	our	love
2	do	have	one	when	your	school
3	little	out	damp	grass	boost	bulb
4	sand	belt	pond	track	punch	melt
5	tent	lamp	mask	twin	stamp	frost
6	wink	camp	gift	swim	crisp	drank
7	wind	pink	lift	green	blend	tenth
8	milk	sink	bank	drop	stand	blend

Year 1 Term 5 Homework Grid

<p><b><u>Reading:</u></b></p> <p>Read daily, recording in contact book.</p> <p>Discuss the following questions with your grown up:</p> <ul style="list-style-type: none"> <li>• What do you think the book is about?             <ul style="list-style-type: none"> <li>• Who is the author?</li> </ul> </li> <li>• Who is your favourite character?             <ul style="list-style-type: none"> <li>• What could happen next?</li> </ul> </li> <li>• How were the characters feeling when .... Happened? How do you know?</li> </ul>	<p><b><u>Writing/Handwriting</u></b></p> <p>Practise writing sentences about your house. Can you tell us how many rooms you have? Which room is your favourite and why? Who do you live with? Etc.</p> <p>Use the these words in a sentence. my, by, this, that, were, when, some, are, all, when, our, your, love, house.</p>	<p><b><u>Maths:</u></b></p> <p>Log in to Numbots and complete a game.</p> <p>Challenge yourself to get to the next level. Get your certificates each week!</p> 
<p>Optional activities</p>		
<p><b><u>Art:</u></b></p> <p>Make a junk model of the Giants Castle in Jim and the Beanstalk.</p> 	<p><b><u>Music:</u></b></p> <p>Make up a piece of music with your family using body percussion.</p> 	<p><b><u>Geography:</u></b></p> <p>Make a model globe, this could be from Paper Mache or Lego. Label the different continents and Oceans. Can you mark countries you have visited and write down which continent they are in?</p>
<p><b><u>PE</u></b></p> <p>Practise throwing catching up a ball and catching play it with a friend.</p> 	<p><b><u>Science:</u></b></p> <p>Draw a picture of your garden growing. You might just want to draw a flower and label it.</p> 	<p><b><u>Writing:</u></b></p> <p>Draw a story board about an adventure at a castle.</p> <p>Have a go at writing a simple sentence for each part of your story using capital letters, finger spaces and full stops. If you want to challenge yourself extend your sentences with and or because.</p> 