






<p><u>Writing Outcomes</u></p> <p>One Day On Our Blue Planet In the Savannah</p> <ul style="list-style-type: none"> • Non-Chronological Report • Recount • Alliterative animal poem 	<p><u>Geography</u></p> <p><u>The Four Seasons</u></p> <p>Know what the four seasons are and how they relate to months of the year.</p> <p>Describing features of weather</p> <p>Comparing the similarities and differences between the four seasons</p>	<p><u>Maths</u></p> <p><u>Place Value</u></p> <p>Count from 50 to 100</p> <p>Partition in tens and ones</p> <p>Compare numbers</p> <p><u>Money</u></p> <p>Recognise the value of coins and notes</p> <p>Count money</p> <p><u>Time</u></p> <p>Know the days of the week and months of the year</p> <p>Tell the time to the hour</p> <p>Tell the time to half hour</p>
<p><u>Phonics</u></p> <p>Spelling Rules- s – es, ing, ed, er, est, un and compound words</p>	<p style="text-align: center;">Hummingbird Class</p> <p style="text-align: center;">Term 6</p> <p style="text-align: center;">All Creatures Great and Small</p> <div style="display: flex; justify-content: space-around; align-items: center;"> <div style="text-align: center;">  <p>Amphibians</p> </div> <div style="text-align: center;">  <p>Mammals</p> </div> </div> <div style="display: flex; justify-content: space-around; align-items: center; margin-top: 20px;"> <div style="text-align: center;">  <p>Fish</p> </div> <div style="text-align: center;"> <p>Click an animal to find out more</p>  <p>Reptiles</p> </div> <div style="text-align: center;">  <p>Birds</p> </div> </div>	<p><u>Music</u></p> <p>‘Carnival of the Animals’ by Saint Saens.</p> <p>Listen to extracts from the music and respond by creating class and paired compositions to describe different animals.</p>
<p><u>SMSC</u></p> <p><u>PSHE</u></p> <p>How to look after my Personal, Emotional and Sun Safety</p> <p>Growing Up- Needs for myself and how to look after plants</p> <p><u>RE</u></p> <p>Rosh Hashanah and Yom Kippur</p> <p>Are Rosh Hashanah and Yom Kippur important to Jewish children?</p>		<p><u>Science</u></p> <p>Identifying Animals</p> <p>Classify mammals, birds, amphibians, reptiles, and fish,</p> <p>Identifying similarities and differences.</p> <p>Know what herbivores, carnivores and omnivores eat.</p>
<p><u>DT</u></p> <p>Moving Minibeasts</p> <p>Make a sliding mechanism with a pivot and lever, creating my own moving animals</p>	<p><u>P.E.</u></p> <p>Athletics</p> <p>Attempt to run at different speeds, showing technique, using balance and co-ordination when changing direction</p>	<p><u>Computing</u></p> <p>Programming Animations</p> <p>To understand and use commands that can be joined together to make an algorithm.</p>

Hummingbirds Group 1

Spellings – Term 6

Please find below your child's spellings for this term. Ensure that you help your child to practise them in preparation for a spelling test each **Friday**, except Week 3 due to the school, trip. Please note all of the sounds in the spellings below have been taught in phonics sessions

A useful technique to use is:

Look carefully at the word

Cover the word, try to remember it

Write the word from memory

Check to see if you have spelt it correctly

	Friday 7 th June Phonics Spelling Rules s/es	Friday 14 th June Phonics Spelling Rules ing	Thursday 20 th June Phonics Spelling Rules ed	Friday 28 th June Phonics Spelling Rules er	Friday 5 th July Phonics Spelling Rules est	Friday 12 th July Phonics Spelling Rules un
1	dogs	jumping	melted	sharper	youngest	unkind
2	thanks	mixing	jumped	smaller	coldest	unhappy
3	dishes	yelling	worked	brighter	longest	unwell
4	glasses	singing	played	younger	sharpest	unlock
5	frogs	floating	shouted	longer	brightest	uncover
6	eyes	painting	mixed	darker	tallest	unpack
7	watches	cooking	landed	neater	quickest	unlucky
8	wishes	blinking	started	smoother	loudest	unsafe
9	presents	thinking	thrilled	louder	darkest	undo
10	sandwiches	glowing	crashed	Quicker	softest	unwrap

Please note that some spellings have been repeated as children still find these words challenging when applying it to their independent writing

Spellings – Term 6- Group 2

Please find below your child's spellings for this term. Ensure that you help your child to practise them in preparation for a spelling test each **Friday**, except Week 3 due to the school, trip. Please note all of the sounds in the spellings below have been taught in phonics sessions

A useful technique to use is:

Look carefully at the word

Cover the word, try to remember it







Write the word from memory

Check to see if you have spelt it correctly

Please note that some spellings have been repeated as children still find these words challenging when applying it to their independent writing

	Friday 7 th June Phonics Choose to Use Split Digraphs a-e e-e i-e	Friday 14 th June Phonics Choose to Use Split Digraphs o-e u-e	Thursday 20 th June Phonics Choose to Use oy ir ou aw	Friday 28 th June Phonics Choose to Use wh are kn	Friday 5 th July Phonics Choose to Use wr ph au	Friday 12 th July Phonics Choose to Use gn ore
1	their	friends	where	could	looked	after
2	people	these	today	should	son	half
3	make	ask	once	would	says	only
4	cake	home	boy	called	want	with
5	same	rose	enjoy	whisper	wrist	gnome
6	delete	glove	shout	white	write	gnat
7	complete	stone	cloud	share	author	gnaw
8	bike	June	third	care	launch	explore
9	five	flute	girl	knife	phone	score
10	time	flume	straw	knock	dolphin	adore

Year 1 Term 6 Homework Grid

<p><u>Reading:</u></p> <p>Read daily, recording in contact book.</p> <p>Discuss the following questions with your grown up:</p> <ul style="list-style-type: none"> • What do you think the book is about? <ul style="list-style-type: none"> • Who is the author? • Who is your favourite character? <ul style="list-style-type: none"> • What could happen next? • How were the characters feeling when Happened? How do you know? 	<p><u>Writing/Handwriting</u></p> <p>Practise writing sentences about your house. Can you tell us how many rooms you have? Which room is your favourite and why? Who do you live with? Etc.</p> <p>Use the these words in a sentence. my, by, this, that, were, when, some, are, all, when, our, your, love, house.</p>	<p><u>Maths:</u></p> <p>Log in to Numbots and complete a game.</p> <p>Challenge yourself to get to the next level. Get your certificates each week!</p> 
<p>Optional activities</p>		
<p><u>DT:</u></p> <p>Make a fruit kebab or smoothie and share it with your family. Send in a photograph.</p> 	<p><u>Music:</u></p> <p>Make up a piece of music using found objects at home.</p> 	<p><u>Geography:</u></p> <p>Think about the 4 seasons, and the changes that happen. Using any media of your choice create the 4 seasons. See below for some examples....</p> 
<p><u>PE</u></p> <p>Make up an obstacle course and challenge someone to complete it.</p> 	<p><u>Science:</u></p> <p>Draw a picture of your sunflower growing. Label its parts.</p> 	<p><u>Writing:</u></p> <p>Draw a story board about an adventure in the African Savannah.</p> <p>Have a go at writing a sentence for each part of your story using capital letters, finger spaces and full stops. If you want to challenge yourself you could use conjunctions, adjectives and adverbs.</p> 