


<p><u>Writing Outcomes</u> Use the text 'Farmer Duck' to write:</p> <ul style="list-style-type: none"> • character description • alliterative poetry. • a letter 	<p><u>Geography</u> At the Farm Know the different types of farming. Know how seasonal changes affects farms. Describe the differences between living on a farm and in a city. Use ariel photos and maps to identify physical features.</p>	<p><u>Maths</u> Place Value Numbers to 100 Partitioning numbers Addition and Subtraction Adding and subtracting across 10 Adding and subtracting 1 and 2 digit numbers.</p>
<p><u>Phonics</u> Spelling Rules: s, es, ing, ed, er, est, un Compound Words</p>	<p style="text-align: center;">Penguins Class Term 1 At the Farm</p> 	<p><u>Science Growth and Survival</u> The life cycle of animals – including humans – and what they need to survive. Use the food pyramid to understand what a healthy diet is.</p>
<p><u>SMSC</u> <u>PSHE</u> Rules and responsibilities – writing a class charters, what we expect and turn taking. <u>RE</u> Christianity What did Jesus teach? Is it possible to be kind to everyone all of the time?</p>		<p><u>Music</u> Copy back simple rhythms Create rhythms using word phrases from 'Farmer Duck' Transfer rhythms onto instruments Create a class rhythm piece based on Rondo Form</p>
<p><u>Art – Earth Art</u> Use repeated patterns in rangoli designs and mandalas. Use natural materials for mark making. Use clay to create a sculpture. Create a simple loom for weaving.</p>	<p><u>P.E.</u> Fundamentals Show balance and coordination when running, jumping and hopping. Show control when travelling at different speeds.</p>	<p><u>Computing</u> Information technology around us – recognise common uses of information technology beyond school and use technology respectfully and safely.</p>

Penguins- Group 1

Class Spellings for Autumn 1

Please find below your child's spellings for this term. Ensure that you help your child to practise them in preparation for a spelling test each **Friday**

A useful technique to use is:

Look carefully at the word

Cover the word, try to remember it

Write the word from memory

Check to see if you have spelt it correctly

Week 1 Phase 5 words	Week 2 Phase 5 words	Week 3 Phase 5 words	Week 4 Phase 5 words	Week 5 Phase 5 words	Week 6 Phase 5 words	Week 7 wh words
Tested on 08.09.23	Tested on 15.09.23	Tested on 22.09.23	Tested on 29.09.23	Tested on 6.10.23	Tested on 13.10.23	Tested on 20.10.23
pocket carrots rabbit thunder sunset more before wore great water	have made make same came cats dogs spends thanks catches	called what why these even hunting hunter hunted buzzing buzzer	who when time shine fresher freshest quicker quickest nicer said	I'm it's bone alone undo unhappy unload unfair unlock could	rude huge very happy funny party family January February rule	whip what which why when whack whiff wheat wheel whisper

Penguins- Group 2

Class Spellings for Autumn 1

Please find below your child's spellings for this term. Ensure that you help your child to practise them in preparation for a spelling test each **Friday**

A useful technique to use is:

Look carefully at the word

Cover the word, try to remember it









Write the word from memory

Check to see if you have spelt it correctly

Week 1 ai words	Week 2 ue words	Week 3 a-e words	Week 4 o-e words	Week 5 i-e words	Week 6 u-e words	Week 7 wh words
Tested on 08.09.23	Tested on 15.09.23	Tested on 22.09.23	Tested on 29.09.23	Tested on 6.10.23	Tested on 13.10.23	Tested on 20.10.23
rain paint faint wait sprain brain stain snail	glue blue clue fuel rescue venue argue avenue	came made make take game same snake gate	bone choke home woke stone smoke phone alone	ice nice twice ride shine hide side nine	cube mule tune tube cute use rude used	whip what which why when whack whiff wheat

Year 2 Term 1 Homework Grid

<p><u>Reading:</u></p> <p>Read daily, recording in contact book.</p> <p>Discuss the following questions with your grown up:</p> <ul style="list-style-type: none"> • What do you think the book is about? <ul style="list-style-type: none"> • Who is the author? • Who is your favourite character? <ul style="list-style-type: none"> • What could happen next? • How were the characters feeling when Happened? How do you know? 	<p><u>Writing/Handwriting</u></p> <p>Practise writing the following words using cursive writing:</p> <p>because, if, that, but, so, when, or</p> <p>Use the following words in a sentence: amazing, disgusting, beautiful, shocked</p>	<p><u>Maths:</u></p> <p>Log in to Times Tables Rockstars and complete the set times tables.</p>
--	---	--

<p>Optional activities</p>		
<p><u>Art:</u></p> <p>Create a farm year picture using materials you can find around the house or in the garden e.g rice, scrap fabric, cardboard, grass, twigs, leaves</p> 	<p><u>Music:</u></p> <p>Learn the words to your favourite song, make up a dance routine and perform it for your family or friends.</p> 	<p><u>Geography:</u></p> <p>Go on a walk of your local area. Take photos or draw pictures of the physical and human features you can find.</p> <div style="display: flex; justify-content: space-around;"> <div style="text-align: center;">  <p>coastline</p> </div> <div style="text-align: center;">  <p>forest</p> </div> </div> <div style="display: flex; justify-content: space-around;"> <div style="text-align: center;">  <p>mountain</p> </div> <div style="text-align: center;">  <p>valley</p> </div> </div>
<p><u>PE</u></p> <p>Create your own obstacle course in the garden or park, plan it out first and then take photos of you completing it.</p> 	<p><u>Science:</u></p> <p>Go on a minibeast hunt and record the different insects/animals you see. Draw their habitats and label what it includes.</p> 	<p><u>Writing:</u></p> <p>Write a story about a character who lives or works on a farm.</p> <p>Use as many adjectives and expanded noun phrases as you can and try to use the following words:</p> <p>Farmer, animals, fields, barn</p> 