


<p><u>Writing Outcomes</u> Use the text 'The Selfish Crocodile' to write:</p> <ul style="list-style-type: none"> • A fact file • Own version of the story • An argument/debate 	<p><u>Geography</u> Let's Go on Safari Know the capital city of Nairobi Compare the climate and landscapes in Kenya to the UK. Describe the cultural and physical features of Kenya. Describe the oceans and continents.</p>	<p><u>Maths</u> Addition and Subtraction Comparing number sentences. Missing number problems. Shape 2D and 3D shapes Lines of symmetry</p>
<p><u>Phonics</u> Spelling Rules: Chang y to l and adding es, ing, ed, es, er, est Dropping e and adding ed and ing</p>	<p style="text-align: center;">Penguins Class Term 2 Sensational Safari</p> 	<p><u>Science – Exploring Everyday Materials</u> Identify, Classify and describe everyday materials. Explore the properties of everyday materials.</p>
<p><u>SMSC</u> <u>PSHE</u> Friendship – making friends and being kind. <u>RE</u> Christianity - Christmas Why do Christians believe God gave Jesus to the world?</p>		<p><u>Music</u> Learn songs for the Nativity Explore the Cyclic patterns used in African Drumming and create a repeated rhythm sequences Explore Call and Response by improvising a short piece on the chime bars</p>
<p><u>DT – Perfect Pizzas</u> Name a variety of pizza toppings. Know what is considered a healthy option for a balanced diet. Identify different food groups. Design, make and evaluate a pizza.</p>	<p><u>P.E.</u> Gym Perform balances using different body parts. Show increased awareness of extension and flexibility.</p>	<p><u>Computing</u> Digital photography – use technology purposefully to create, organise, store, manipulate and retrieve digital content.</p>

Penguins- Group 1

Class Spellings for Autumn 2

Please find below your child's spellings for this term. Ensure that you help your child to practise them in preparation for a spelling test each **Friday**

A useful technique to use is:

- Look** carefully at the word
- Cover** the word, try to remember it
- Write** the word from memory
- Check** to see if you have spelt it correctly

Week 1 's' and 'es' words	Week 2 'ing' words	Week 3 'ed' words	Week 4 'er' words	Week 5 'est' words	Week 6 Compound words
Tested on 10.11.23	Tested on 17.11.23	Tested on 24.11.23	Tested on 1.12.23	Tested on 8.12.23	Tested on 15.12.23
dishes rocks lunches dogs kisses chairs benches girls watches wands	buzzing mixing huffing jumping hacking yelling floating painting cooking singing	shocked frowned shouted relaxed mixed played jumped walked screamed smiled	colder longer softer younger smarter richer quicker brighter louder smaller	coldest longest softest youngest smartest richest quickest brightest loudest smallest	playground cowboy football surfboard artwork farmyard scarecrow lighthouse cupcake rainbow

Penguins- Group 2

Class Spellings for Autumn 1






Please find below your child's spellings for this term. Ensure that you help your child to practise them in preparation for a spelling test each **Friday**

A useful technique to use is:

- Look** carefully at the word
- Cover** the word, try to remember it
- Write** the word from memory
- Check** to see if you have spelt it correctly

Week 1 ew	Week 2 ir	Week 3 ear	Week 4 igh	Week 5 aw	Week 6 y (ee)
Tested on 10.11.23	Tested on 17.11.23	Tested on 24.11.23	Tested on 1.12.23	Tested on 8.12.23	Tested on 15.12.23
flew chew grew blew drew threw nephew chewing	skirt bird shirt first third thirteen thirty birthday	ear dear fear gear clear near tear hearing	high night light right bright fright flight might	saw paw claw law lawn yawn jaw yawning	happy funny silly sadly frosty lumpy creepy party

Year 2 Term 2 Homework Grid

<p><u>Reading:</u></p> <p>Read daily, recording in contact book.</p> <p>Discuss the following questions with your grown up:</p> <ul style="list-style-type: none"> • What do you think the book is about? <ul style="list-style-type: none"> • Who is the author? • Who is your favourite character? <ul style="list-style-type: none"> • What could happen next? • How were the characters feeling when Happened? How do you know? 	<p><u>Writing/Handwriting</u></p> <p>Practise writing the following words using cursive writing:</p> <p>What, why, when, with, safari, crocodile, animal, Africa, Nairobi, wildlife</p> <p>Use the following words in a sentence: Sparkling, spikey, horrendous, horrifying, monstrous</p>	<p><u>Maths:</u></p> <p>Log in to Times Tables Rockstars and complete the set times tables.</p> <p>Log in to Numbots and practise addition and subtraction questions.</p>
<p>Optional activities</p>		
<p><u>DT:</u></p> <p>Design your own sandwich, thinking carefully about the type of bread and fillings. Make your sandwich and evaluate how tasty it is! How imaginative can you be with your sandwich?</p> 	<p><u>Music:</u></p> <p>Create a beat using your body as an instrument!</p> 	<p><u>Geography:</u></p> <p>Research the animals that you might see on safari in Kenya. Can you create a fact file about your favourite animal?</p> 
<p><u>PE</u></p> <p>This term we are learning about gymnastics, can you create your own gymnastics routine?</p> 	<p><u>Science:</u></p> <p>Collect lots of different items from your home and sort them into different materials, take a picture or draw your findings.</p> 	<p><u>Writing:</u></p> <p>Re-write your favourite story by changing the characters or slightly changing the plot.</p> 