



<p><u>Writing Outcomes</u> Use the text 'Traction Man' and 'Florence Nightingale: Little People – Big Dreams' to write:</p> <ul style="list-style-type: none"> • A Prequel Story • A Sequel Story • A Biography 	<p><u>History</u> Florence Nightingale. Use photographs to infer facts about a person and time period. Learn about the roles of men and women in Victorian times. Compare medicine and healthcare in the Victorian era to the modern day. Explain the life and achievements of Florence Nightingale.</p>	<p><u>Maths</u> Length and Height Measuring and comparing in centimetres and metres. Mass, Capacity and Temperature Measuring and comparing Reading scales.</p>
<p><u>Phonics</u> Spelling rules: Double consonant adding er, est Add less, ness, ment, ful</p>	<p style="text-align: center;">Penguins Class Term 4 Inspirational Individuals</p> <div style="display: flex; justify-content: space-around; align-items: center;">   </div>	<p><u>Science Super Scientists</u> Learn about scientist and their discoveries. Carry out investigations around gravity, light and sound.</p>
<p><u>SMSC</u> <u>PSHE</u> Local citizenship, road safety and staying healthy. <u>RE</u> Christianity - Resurrection How important is it to Christians that Jesus came back to life after his crucifixion.</p>		<p><u>Music</u> Learn about Beethoven and why he was such an inspirational composer Compose music for different superhero scenarios working in pairs Write words to a well-known tune on the theme of making a difference in the world e.g to the environment</p>
<p><u>DT – Puppets</u> Cut and join different materials together using a range of techniques. Use a needle and thread to sew buttons. Design and evaluate a product.</p>	<p><u>P.E.</u> Sending and receiving Throw and roll towards a target. Show balance when kicking. Catch an object with and without a bounce.</p>	<p><u>Computing</u> Pictograms – use technology purposefully to create, organise, store, manipulate and retrieve digital content.</p>

Penguins- Group 1

Class Spellings for Spring 2

Please find below your child's spellings for this term. Ensure that you help your child to practise them in preparation for a spelling test each **Friday**

A useful technique to use is:

Look carefully at the word

Cover the word, try to remember it

Write the word from memory

Check to see if you have spelt it correctly

Week 1 Double Consonant add er	Week 2 Double consonant add est	Week 3 Add less	Week 4 Add ness	Week 5 Add ment	Week 6 Add ful
Tested on 23.2.24	Tested on 1.3.24	Tested on 8.3.24	Tested on 15.3.24	Tested on 22.3.24	Tested on 29.3.24
Sadder Fatter Thinner Hotter Bigger Madder Redder Gladder Badder Winner	Saddest Fattest Thinnest Hottest Biggest Maddest Reddest Gladdest Dimmest Wettest	Fearless Tasteless Sunless Hairless Colourless Joyless Countless Spotless Painless Thankless	Kindness Fitness Dampness Wickedness Shyness Weakness Illness Quietness Boldness Darkness	Engagement Refreshment Replacement Placement Disappointment Development Punishment Agreement Enjoyment Amazement	Spiteful Painful Watchful Mouthful Fearful Stressful Delightful Cheerful Thankful Hateful

Penguins- Group 2

Class Spellings for Spring 2

Please find below your child's spellings for this term. Ensure that you help your child to practise them in preparation for a spelling test each **Friday**

A useful technique to use is:

Look carefully at the word






Cover the word, try to remember it

Write the word from memory

Check to see if you have spelt it correctly

Week 1 l, o, c, g	Week 2 U, ow, ie, ea	Week 3 A, a, ou, o	Week 4 Y, ch, ou	Week 5 Ue, u-e, ew	Week 6 Common Exception Words
Tested on 23.2.24	Tested on 1.3.24	Tested on 8.3.24	Tested on 15.3.24	Tested on 22.3.24	Tested on 29.3.24
Wild Mild Sold Fold City Cent Gem Giant	Tuba Super Snow Glow Bread Head Shield Shriek	Angel Bacon Wash Watch Mould Shoulder Month Monkey	Cry Gym Parachute chef Anchor Orchid Soup wound	Cube Mule Fuse Argue Value Avenue Dew Grew	Why Over Above Who Any Many Move Eye

Year 2 Term 4 Homework Grid

<p><u>Reading:</u></p> <p>Read daily, recording in contact book.</p> <p>Discuss the following questions with your grown up:</p> <ul style="list-style-type: none"> • What do you think the book is about? <ul style="list-style-type: none"> • Who is the author? • Who is your favourite character? <ul style="list-style-type: none"> • What could happen next? • How were the characters feeling when Happened? How do you know? 	<p><u>Writing/Handwriting</u></p> <p>Practise writing the following words using cursive writing in a sentence: Medicine, healthcare, Florence Nightingale, Victorian</p>	<p><u>Maths:</u></p> <p>Log in to Times Tables Rockstars and complete the set times tables.</p> <p>Log in to TTRS and practise the 2, 5 and 10 times tables,</p> <p>Log into 1 minute maths using the code posted on dojo each week.</p>
<p>Optional activities</p>		
<p><u>Art:</u></p> <p>Design an outfit for a superhero like Traction Man.</p> 	<p><u>Music:</u></p> <p>Create a beat using pots, pans and everyday items at home.</p> 	<p><u>History:</u></p> <p>Create a factfile about Florence Nightingale.</p> 
<p><u>PE</u></p> <p>This term we are learning about sending a receiving. Practise throwing a ball/rolled up pair of socks at a target.</p> 	<p><u>PSHE:</u></p> <p>Create a poster on road safety.</p> 	<p><u>DT:</u></p> <p>Create a sock puppet using things you can find at home like buttons, bottle caps and string.</p> 