


<p><b><u>Writing Outcomes</u></b>          Use the text 'The Bad Seed' to write:</p> <ul style="list-style-type: none"> <li>• A character description</li> <li>• Plant Care Guide</li> <li>• A retelling of the story</li> </ul>	<p><b><u>Geography</u></b>  <b>My World and Me</b>          Compare and contrast the climate, physical and capital cities of the UK and Ecuador. Identify animals that live in hot and cold countries.          Locate oceans and the equator on a map.          Create a map of my route to school.</p>	<p><b><u>Maths</u></b>  <b>Fractions</b>          Finding a half, quarter, three quarters and a third.  <b>Time</b>          Telling the time to the hour, half past the hour, quarter to and quarter past.</p>
<p><b><u>Phonics</u></b>          Spelling rules:          Add ly, tion          Choose to use le, el, ai, il          Contractions</p>	<p><b>Penguins Class Y2</b>  <b>Term 5</b>  <b>My World and Me</b></p> 	<p><b><u>Science – Growing Plants</u></b>          Know what plants need to grow, thrive and survive.          Explore the lifecycle of various plants.</p>
<p><b><u>SMSC</u></b>  <b><u>PSHE</u></b>          Healthy eating and keeping fit.  <b><u>RE</u></b>  <b>Islam – Community and Belonging</b>          Does going to a mosque give Muslims a sense of belonging?</p>		<p><b><u>Music Ocarina</u></b>          Learn to hold the ocarina and the fingering for 4 notes          Play simple tunes on the Ocarina with awareness of pulse and rhythm          Perform rhythms to a given pulse</p>
<p><b><u>Art – Henri Rosseau</u></b>          Sketch and draw landscapes, plants and flowers.          Use natural materials to create prints.          Say who Henri Rosseau was.          Create prints in the dtype of Henri Rosseau.</p>	<p><b><u>P.E.</u></b>          Striking and Fielding          Strike a ball using a racket.          Move to a space to help score goals.          Move to stop others scoring goals.          Use simple tactics.</p>	<p><b><u>Computing</u></b>          Digital music - use technology purposefully to create, organise, store, manipulate and retrieve digital content.</p>

## Penguins- Group 1

Class Spellings for Summer 1

Please find below your child's spellings for this term. Ensure that you help your child to practise them in preparation for a spelling test each **Friday**

A useful technique to use is:

**Look** carefully at the word

**Cover** the word, try to remember it

**Write** the word from memory

**Check** to see if you have spelt it correctly

<b>Week 1</b>	<b>Week 2</b>	<b>Week 3</b>	<b>Week 4</b>	<b>Week 5</b>	<b>Week 6</b>
Add -ly	Choose To Use le, el, al, il	-tion	Contractions	Homophones	
Tested on 19.4.24	Tested on 26.4.24	Tested on 3.5.24	Tested on 10.5.24	Tested on 17.5.24	No spelling Test
Sadly Quickly Friendly Neatly Bravely Kindly Slowly Brightly Lovely Calmly	Apple Candle Thrill Kettle Beetle Table Sell Hill Special Oval	Section Fiction Education Connection Affection Nation Caution Motion Action Position	It's I'll Hasn't They'll Don't Can't Didn't Wouldn't Shouldn't Couldn't	Here Hear See Sea One Won Blue Blew Where Wear	

## **Penguins- Group 2**

Class Spellings for Summer 1

Please find below your child's spellings for this term. Ensure that you help your child to practise them in preparation for a spelling test each **Friday**

A useful technique to use is:

**Look** carefully at the word




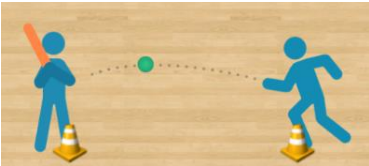

**Cover** the word, try to remember it

**Write** the word from memory

**Check** to see if you have spelt it correctly

<b>Week 1 Common Exception Words</b>	<b>Week 2 Common Exception Words</b>	<b>Week 3 Common Exception Words</b>	<b>Week 4 Common Exception Words</b>	<b>Week 5 Common Exception Words</b>	<b>Week 6</b>
Tested on 19.4.24	Tested on 26.4.24	Tested on 3.5.24	Tested on 10.5.24	Tested on 17.5.24	No spelling Test
Door Floor Poor Because Find Kind Mind Behind	Child Children Wild Climb Most Only Both Old	Cold Gold Hold Told Every Great Break Steak	Pretty Beautiful After Fast Last Past Father Class	Grass Pass Plant Path Bath Hour Move Prove	

Year 2 Term 5 Homework Grid

<p><b><u>Reading:</u></b></p> <p>Read daily, recording in contact book.</p> <p>Discuss the following questions with your grown up:</p> <ul style="list-style-type: none"> <li>• What do you think the book is about? <ul style="list-style-type: none"> <li>• Who is the author?</li> </ul> </li> <li>• Who is your favourite character? <ul style="list-style-type: none"> <li>• What could happen next?</li> </ul> </li> <li>• How were the characters feeling when .... Happened? How do you know?</li> </ul>	<p><b><u>Writing/Handwriting</u></b></p> <p>Practise writing the following words using cursive writing in a sentence: United Kingdom, Ecuador, equator, weather, climate</p> <p>Re-write your favourite story by changing one of the characters or the setting of the story.</p>	<p><b><u>Maths:</u></b></p> <p>Log in to Times Tables Rockstars and complete the set times tables.</p> <p>Log in to TTRS and practise the 2, 5 and 10 times tables,</p> <p>Log into 1 minute maths using the code posted on dojo each week.</p>
<p>Optional activities</p>		
<p><b><u>Art:</u></b></p> <p>Draw a still-life picture of a plant or flower, including as much detail as you can.</p> 	<p><b><u>Music:</u></b></p> <p>Learn your favourite pop song, can you memorise the chorus and perform it for your family?</p> 	<p><b><u>Geography:</u></b></p> <p>Record yourself going on a walk around your local area. Can you point out the features of the area?</p> 
<p><b><u>PE</u></b></p> <p>This term we are learning about striking and fielding. Practise striking a ball that a partner throws to you using a bat, racket or even your hand.</p> 	<p><b><u>PSHE:</u></b></p> <p>This term we are learning about healthy eating and keeping fit. Design a healthy meal for you and your family. Maybe you could help your grown up cook a healthy meal.</p> 	<p><b><u>Science:</u></b></p> <p>Plant some seeds in a small pot, keep it watered and near sunlight. Keep a picture diary of how your plant grows.</p> 