



<p><b><u>Writing Outcomes</u></b>          Use the texts 'The Lighthouse Keeps Lunch' and 'Storm Whale' to write:</p> <ul style="list-style-type: none"> <li>• A setting description</li> <li>• Recipes and instructional writing</li> <li>• A recount</li> </ul>	<p><b><u>History</u></b>  <b>Seaside Holidays of the Past</b>          Use photographs to infer information about the past.          Explain why seaside holidays became popular.          Order photos from different eras chronologically.          Compare seaside holidays of the past to modern seaside holidays.</p>	<p><b><u>Maths</u></b>  <b>Statistics</b>          Making block diagrams, tables and pictograms.          Reading pictograms.  <b>Position and Direction</b>          Describe movement and turns.</p>
<p><b><u>Phonics</u></b>          Apostrophe for possession          Homophones</p>	<p style="text-align: center;"><b>Penguins Class</b>  <b>Term 6</b>  <b>Let's All Go To The Seaside</b></p> <div style="display: flex; justify-content: space-around; align-items: center;">   </div>	<p><b><u>Science – Living in Habitats</u></b>          Learn what animals live in different habitats.          Know what is needed in a habitat for an animal to survive.</p>
<p><b><u>SMSC</u></b>  <b><u>PSHE</u></b>          Money management and making good choices.  <b><u>RE</u></b>  <b>Islam – Hajj</b>          Does completing Hajj make a person a better Muslim?</p>		<p><b><u>Music Ocarina</u></b>          Extend range of notes known on the Ocarina.          Begin to play more challenging pieces using OC Pix as support.          Read and clap simple rhythms using crotchets and quavers.</p>
<p><b><u>DT – Vehicles</u></b>          Identify and label a range of vehicles.          Know what a chassis is.          Explore different ways of using axles, chassis and wheels to make a moving base.          Design, plan and evaluate a product.</p>	<p><b><u>P.E.</u></b>  <b>Athletics</b>          Change techniques to throw for distance.          Demonstrate balance and coordination when changing direction.</p>	<p><b><u>Computing</u></b>          Programming quizzes – Use logical reasoning to predict the behaviour of simple programmes.          Create and debug simple programmes.</p>

## Penguins- Group 1

Class Spellings for Summer 2

Please find below your child's spellings for this term. Ensure that you help your child to practise them in preparation for a spelling test each **Friday**.

A useful technique to use is:

**Look** carefully at the word

**Cover** the word, try to remember it

**Write** the word from memory

**Check** to see if you have spelt it correctly

<u>Week 1</u> Summer 2 Common Exception Words	<u>Week 2</u> Summer 2 Common Exception Words	<u>Week 3</u> Summer 2	<u>Week 4</u> Summer 2 Common Exception Words	<u>Week 5</u> Summer 2 Common Exception Words	<u>Week 6</u> Summer 2 Common Exception Words
Tested on 07.06.24	Tested on 14.06.24	21.06.24	Tested on 28.07.24	Tested on 5.07.24	Tested on 12.07.24
After Again Any Beautiful Because Behind Both Break Busy Christmas	Class Climb Clothes Could Door Everybody Floor Grass Great Half	NO SPELLINGS  SCHOOL TRIP	Hour Improve Kind Last Many Money Move Pass Past People	Pretty Prove Should Steak Sugar Sure Water Whole Who Would	There With What When Who Why While Went Whether Weather

## Penguins- Group 2

Class Spellings for Summer 2

Please find below your child's spellings for this term. Ensure that you help your child to practise them in preparation for a spelling test each **Friday**.

A useful technique to use is:

**Look** carefully at the word






**Cover** the word, try to remember it

**Write** the word from memory

**Check** to see if you have spelt it correctly

<u>Week 1</u> Summer 2 <b>Homophone and near homophones</b>	<u>Week 2</u> Summer 2 <b>Homophone and near homophones</b>	<u>Week 3</u>	<u>Week 4</u> Summer 2 <b>Suffix -ly</b>	<u>Week 5</u> Summer 2 Summer 2 <b>Suffix -ful</b>	<u>Week 6</u> Summer 2 <b>Compound words</b>
Tested on 07.06.24	Tested on 14.06.24	21.06.24	Tested on 28.07.24	Tested on 5.07.24	Tested on 12.07.24
be bee knight night read reed accept except sea see	hour our whether weather past passed been bean where wear	NO SPELLINGS  SCHOOL TRIP	quickly slowly happily sadly quietly easily luckily clearly suddenly dangerously	helpful careful graceful delightful wonderful tearful thankful peaceful forgetful colourful	playground football earthquake butterfly toothbrush blackberry popcorn snowflake bookshelf cupboard

Year 2 Term 6 Homework Grid

<p><b><u>Reading:</u></b></p> <p>Read daily, recording in contact book.</p> <p>Discuss the following questions with your grown up:</p> <ul style="list-style-type: none"> <li>• What do you think the book is about?             <ul style="list-style-type: none"> <li>• Who is the author?</li> </ul> </li> <li>• Who is your favourite character?             <ul style="list-style-type: none"> <li>• What could happen next?</li> </ul> </li> <li>• How were the characters feeling when .... Happened? How do you know?</li> </ul>	<p><b><u>Writing/Handwriting</u></b></p> <p>Practise writing the following words using cursive writing in a sentence: Victorian, seaside, beach, sand, sea, bucket, spade</p> <p>Write an adventure story set at the seaside.</p>	<p><b><u>Maths:</u></b></p> <p>Log in to Times Tables Rockstars and complete the set times tables.</p> <p>Log in to TTRS and practise the 2, 5 and 10 times tables,</p> <p>Log into 1 minute maths using the code posted on dojo each week.</p>
<p>Optional activities</p>		
<p><b><u>Art:</u></b></p> <p>Create a seaside picture using any materials you can find at home or in the garden.</p> 	<p><b><u>Music:</u></b></p> <p>Write your own version of 'Oh I Do Like To Be Beside the Seaside' and perform it for your family.</p> 	<p><b><u>History:</u></b></p> <p>Interview a family member about a holiday they have been on in the past, it could be abroad or a trip in this country. What kind of questions could you ask them?</p> 
<p><b><u>PE</u></b></p> <p>This term we are learning about athletics. Go to the garden/park and practise your fastest running and highest jumping.</p> 	<p><b><u>PSHE:</u></b></p> <p>This term we are learning about money management. Create a shopping list of things you would buy for your family on a budget of £10. Look online at the prices in supermarkets to help you.</p> 	<p><b><u>Science:</u></b></p> <p>Create a habitat box for an animal out of a shoebox.</p> 