


<p><b><u>Writing Outcomes</u></b>  <b>Narrative (Entertain)</b> – Cave baby adventure with the woolly mammoth.  <b>Instructions (Inform)</b> – How to wash a woolly mammoth.  <b>Diary Entry (Entertain)</b> – ‘Stone Age Boy’ waking up and describing his day.</p>	<p><b><u>History</u></b>  <b>Stone age to Iron age</b>  Exploring archaeological artefacts  Methods used by archaeologists.  Explaining why Star Carr is important.  Use sources to answers questions about the past.</p>	<p><b><u>Maths</u></b>  <b>Place value</b>  Representing, partitioning to 100/1000.  Hundreds, tens and ones.  Compare and order numbers to 1000.  <b>Addition and subtraction</b>  Add and subtract s, 10s and 100s.  Add and subtract no exchange.  Add and subtract 2 and 3 digit numbers.</p>
<p><b><u>MFL</u></b>  <b><u>J’apprends le francais (I am learning French)</u></b>  •To locate France, Paris and a few key cities on a map.  • Say our name, how we are feeling, learn up to 10 colours and count from 1-10 in French.</p>	<p style="text-align: center;"><b>Puffin Class</b>  <b>Term 1</b></p> <p style="text-align: center;"><b>Sticks and Stones</b></p> 	<p><b><u>Science</u></b>  <b>Health and Movement</b>  Nutrition of animals and humans.  Healthy balanced diet.  Human and animal skeletons.  Human muscles.</p>
<p><b><u>SMSC</u></b>  <b><u>PSHE</u></b>  <b>E-Safety</b>  Online privacy  Rules  <b><u>RE</u></b>  <b>Diwali</b>  Would celebrating Diwali at home and in the community bring a feeling of belonging to a Hindu child?</p>		<p><b><u>Music</u></b>  Learn how to hold the recorder  Learn to play the notes B and A on the recorder  Learn the notation for these notes on the musical stave  Learn the rhythm values of crotchets, quavers and minims  Play simple tunes using A and B</p>
<p><b><u>Art</u></b>  <b>Seurat and Pointillism</b>  Experiment with pointillism techniques  Apply and evaluate pointillism techniques</p>	<p><b><u>P.E.</u></b>  <b>Fundamentals</b>  Balance and coordination techniques when running  Linking running, hopping and jumping actions.  Coordination techniques</p>	<p><b><u>Computing</u></b>  <b>Connecting Computers</b>  Exploring digital devices and their inputs and outputs.  Exploring computer networks.  Connecting digital devices.</p>








## Year 3 Spellings Term 1

<b>Week 1 – Test 8.9.23</b>	<b>Week 2 – test 15.9.23</b>	<b>Week 3 – test 22.9.23</b>	<b>Week 4 – test 29.9.23</b>	<b>Week 5 – test 6.10.23</b>	<b>Week 6 – test 13.10.23</b>	<b>Week 6 – 20.10.23</b>
Year2 revision words	Words with the long /ai/sound spelt ey	Words with the long /ai/sound spelt ei	Words with the long /ai/sound spelt ai	Words with the long /ur/sound spelt ear	Homophones and near homophones	Homophones and near homophones
old cold would could should because every everybody after again	hey they obey grey prey whey survey convey disobey purvey	eight eighth eighty weight neighbour vein veil beige sleigh freight	straight campaign contain brain faint waist claim praise complaint afraid	earth early learn heard earn pearl search unearth earl rehearse	here hear heel heal main mane mail male knot not	brake break ball bawl berry bury meat meet fair fare

Year 3 Term 1 Homework Grid

<p><b><u>Reading:</u></b></p> <p>Read daily, recording in contact book.</p> <p>Discuss the following questions with your grown up:</p> <ul style="list-style-type: none"> <li>• What do you think the book is about?</li> <li>• Who is the author?</li> <li>• Who is your favourite character?</li> <li>• What could happen next?</li> <li>• How were the characters feeling when .... Happened? How do you know?</li> </ul>	<p><b><u>Writing/Handwriting</u></b></p> <p>Practise writing the following words using cursive writing:</p> <p>old cold would could should because every everybody after again</p> <p>Try writing these words in a sentence.</p>	<p><b><u>Maths:</u></b></p> <p>Log in to Times Tables Rockstars and complete the set times tables.</p>
--	--	--

<p>Optional activities</p>		
<p><b><u>DT:</u></b></p> <p>Create a stone age hut using materials you can find around the house or in the garden e.g rice, scrap fabric, cardboard, grass, twigs, leaves etc....</p> 	<p><b><u>Music:</u></b></p> <p>Listen to your favourite song. Close your eyes and listen carefully. What do you see in your head as you listen? Create a piece of artwork that shows your feelings and thoughts about the song.</p> 	<p><b><u>Geography:</u></b></p> <p>Our class language is French this year. Can you find France on a map? What information can you find out about this country? What is its flag, population, climate and capital city? Create a poster that reflects your learning.</p> 
<p><b><u>PE</u></b></p> <p>Get your skipping rope out and have some fun! How many skips can you complete in a minute? How can you improve your performance? Try again and see if you can improve your score.</p> 	<p><b><u>Science:</u></b></p> <p>Create a questionnaire about your family and friend's pets. What type of pet do they have? What do they eat? How do they exercise? Any others you can add to your questionnaire.</p> 	<p><b><u>Writing:</u></b></p> <p>Can you create a leaflet about the Stone Age.</p> <p>Research this period of time and design and make a information leaflet based on your findings.</p> <p>Make sure you use the features of a leaflet. These are: headings, pictures, subheadings and the Who, What, Why, When and Where about the topic.</p> 