







<p><u>Writing Outcomes</u> Narrative (Entertain) – Mary Anning discovering a fossil. Biography (Inform) – Mary Anning’s life Non-Chronological reports (Inform) – Information page about rocks, soil or fossils.</p>	<p><u>Geography</u> Countries of the World Name and compare the seven continents Name several different countries and major capital cities in the world North and South Poles</p>	<p><u>Maths</u> Addition and subtraction (continued) Add and subtract s, 10s and 100s. Add and subtract no exchange. Add and subtract 2 and 3 digit numbers. Multiplication and Division Multiples of 2, 5 and 10. Multiplying and dividing by 3, 4 and 8.</p>
<p><u>MFL</u> <u>Les animaux (animals)</u></p> <ul style="list-style-type: none"> • Name and recognise up to 10 animals in French. • Attempt to spell some of these nouns with their correct indefinite article. • Build short sentences when we pretend that we are a particular animal using the 1st person singular of the verb être (je suis = I am) 	<p style="text-align: center;">Puffin Class Term 2</p> <p style="text-align: center;">Rock and Roll</p> 	<p><u>Science</u> Rocks, Fossils and Soil Exploring what rocks, fossils and soil are made from. Layers of soil Three main rock and soil groups. How fossils are formed.</p>
<p><u>SMSC</u> <u>PSHE</u> Don’t Be a Sheep Thinking ahead Taking the lead Loss/Separation <u>RE</u> Christmas Has Christmas lost its true meaning?</p>		<p><u>Music Recorder Project</u> Recap how to play the notes B ,A, on the recorder and extend to G and C Learn the notation for these notes on the musical stave and play simple tunes Learn the rhythm values of crotchets, quavers, minims and semibreves</p> <p>Learn Carols and other Christmas Songs for the KS2 Carol Concert</p>
<p><u>DT</u> British Inventors Investigate ways of making materials waterproof. Learning about the Mackintosh</p>	<p><u>P.E.</u> Yoga Balance and flexibility Strength and control</p>	<p><u>Computing</u> Stop Frame Animation Explaining animation is a sequence. Plan, review and improve an animation</p>

Year 3 Spellings Term 2

Week 1 – test 3.11.23	Week 2 – test 10.11.23	Week 3 – test 17.11.23	Week 4 – test 24.11.23	Week 5 – test 1.12.23	Week 6 – test 8.12.23	Week 7 – 15.12.23
Creating adverbs using the suffix –ly (no change to root words)	Creating adverbs using the suffix -ly (root word ends in ‘y’ with more than one syllable)	Creating adverbs using the suffix -ly (root word ends in ‘le’)	Creating adverbs using the suffix –ly (root words end in y with more than one syllable)	Creating adverbs using the suffix -ly (exceptions to the rules)	Statutory Spelling Challenge Words	Ten random words selected from this term’s spelling lists.
safely usually finally kindly quickly rudely bravely sweetly strongly secretly	happily angrily lazily easily busily greedily messily wearily cheekily clumsily	gently simply humbly nobly horribly terribly possibly incredibly comfortably probably	basically frantically dramatically magically tragically comically actually accidentally occasionally eventually	truly duly wholly fully daily publicly dryly slyly shyly coyly	believe appear often group breath continue arrive women describe height	

Year 3 Term 2 Homework Grid

<p align="center"><u>Reading:</u></p> <p>Read daily, recording in contact book.</p> <p>Discuss the following questions with your grown up:</p> <ul style="list-style-type: none"> • What do you think the book is about? • Who is the author? • Who is your favourite character? • What could happen next? • How were the characters feeling when Happened? How do you know? 	<p align="center"><u>Writing/Handwriting</u></p> <p><u>Log onto Letter Join and use the following functions:</u></p> <ul style="list-style-type: none"> - Letter-join's Magic words facility to practise the 'bb' join using a tablet. - Letter-join's Magic words facility to practise the 'cc' join using a tablet. <p><u>Or you can search for the following worksheets on</u></p> <p align="center"><u>Letter-join:</u></p> <ul style="list-style-type: none"> -Double letter bb Double letter cc 	<p align="center"><u>Maths:</u></p> <p>Log in to Times Tables Rockstars and complete the set times tables.</p>
<p>Optional activities</p>		
<p align="center"><u>DT:</u></p> <p>Design and label a new invention e.g. a machine to wash a cat, something to do your homework while you watch tv, a machine to put your socks on or something more creative.</p> 	<p align="center"><u>French:</u></p> <p>Did you know that animals make different noises in other languages? Can you research the noises French animals make? Draw a picture of your animal and give it a speech bubble saying the noise in French!</p> 	<p align="center"><u>Geography:</u></p> <p>We are exploring countries of the world this term. Choose a country to research. It could be any country in the world. Can you create a leaflet that tells us all about your chosen country.</p> 
<p align="center"><u>PE</u></p> <p>Does your local park have a trim trail? Next time you visit try timing yourself completing the course. How can you improve your performance? Try again and see if you can improve your time.</p> 	<p align="center"><u>Science:</u></p> <p>Take a walk in the park, through the woods or on the beach and collect some rocks. Can you sort them? Get two/three hoops or draw two/three circles to make a Venn diagram. Can you sort them using your own criteria?</p> 	<p align="center"><u>Writing:</u></p> <p>Watch the JOHN LEWIS: Monty the Penguin Christmas advert. Choose one of the following tasks to complete:</p> <ul style="list-style-type: none"> • The day the boy met Monty diary entry • Write a diary entry in 1st person as the boy describing his concerns about Monty. • Write a letter to Father Christmas asking for the new penguin adding details for why you need it. Use emotive language in order to persuade. • Rewrite the story replacing the penguin with a different wild animal.

