


<p>Writing Outcomes Recipe for making a dragon (Entertain) – How to grow and make a dragon. Setting Description (Entertain) – Describing the destruction the dragon caused. Letter (Inform) – Writing as Thomas to Grandad to apologise for keeping secrets. Debate (Discuss) – Does a dragon make a good pet?</p>	<p>Geography <u>Where Does Our Food Come From?</u> Naming countries in the Northern and Southern hemispheres. Describing the features of climate zones. Understand ‘import’ and ‘export’ Describe arable and pastoral farming.</p>	<p>Maths <u>Fractions B</u> Adding and subtracting fractions and finding fractions of amounts. <u>Money</u> Converting pounds and pence, adding and subtracting money and finding change. <u>Time</u> Roman numerals and units of time. Telling the time to the minute / 5 minutes. Start and end times.</p>
<p>MFL <u>Les fruits (fruits)</u> Children will learn 10 fruits and be introduced to the simple opinions ‘I like’ and ‘I do not like’. By the end of the unit pupils will have the knowledge and skills to be able to say which fruits they like and do not like.</p>	<p style="text-align: center;">Class 3 Term 5</p> <p style="text-align: center;">Plants, Pots and Pollination</p> 	<p>Science <u>How Plants grow</u> Identify and describe the functions of the roots, stem, leaf and flower. Explain the process of photosynthesis and pollination. Explain how plants disperse their seeds. Describe the features of seeds.</p>
<p>SMSC PSHE Making healthy choices. How we have changed and grown since we were babies. When and why do we lose teeth? Keeping safe and when/how to call 999.</p> <p>RE <u>Hindu Beliefs: How can Brahman be everywhere and in everything?</u> We are learning to understand the Hindu belief that there is one God with many different aspects.</p>		<p>Music Recorder Project Consolidate the notes and rhythms learnt in the previous terms. Play more challenging pieces requiring quicker manipulation of fingerings. Play 2-part pieces and learn what is needed for a successful performance.</p>
<p>Art <u>William Morris</u> Using sketching techniques and identifying repeating patterns in wallpaper designs. Design and create a tile for block printing. Recreate a wallpaper pattern in the style of William Morris.</p>	<p>P.E. <u>OAA</u> Follow and give simple instructions. Work collaboratively to plan and attempt to solve problems. Orientate and follow a diagram/ map</p>	<p>Computing <u>Desktop Publishing</u> Recognise that text and layout can be edited and add content to a desktop publishing publication.</p>











SUPERSONIC Spelling Stars

Test 19-4

Reading and spelling common exception words with a /ee/ sound spelt with a /e/.

When you hear the /ee/sound in the word, choose to use /e/. Also remember to listen out for other tricky parts that may be spelt differently from how they sound.

Your child is currently exploring common exception words with the /ee/ sound spelt /e/ spelling. It is important that your child understands the meaning of the word by becoming a "word whizz", is able to put it into a sentence (that makes sense) and be able to both read and spell the word accurately.

Picture	Spelling	Meaning	To do
	because	To explain the reason or cause of something.	<ul style="list-style-type: none"> 1 Make up sentences with the words in and write the sentence. 2 Practise reading the words 3 Spell the words out loud 4 Practise writing the words 5 Make up silly stories with the words
	behind	Located at the back or rear of something.	
	believe	To accept as true or have confidence in something.	
	decide	To make a choice or reach a conclusion.	
	describe	To use words to explain what something or someone is like.	
	even	Any whole number that is divisible by 2.	
	recent	Something that happened or was done not long ago, in the near past.	
	remember	To recall or bring back to mind. It is retrieving information stored in our memory.	
	remind	To cause someone to remember or think about something again.	
	sequin	A small, shiny disk sewn onto clothing for decorative purposes.	

Research

- 1 Research the meaning of the words
- 2 Research the etymology of the word
- 3 Research the synonyms for the words
- 4 Research the antonyms for the word











SUPERSONIC Spelling Stars

Test 3-5

Adding the suffix /ly/ to an adjective to form an adverb.

The suffix /ly/ starts with a consonant so it can be added straight to **most root** words.

Your child is currently exploring the suffix /ly/ in their spellings. It is important that you child understands the meaning of the word by becoming a "word whizz", is able to put it into a sentence (that makes sense) and be able to both read and spell the word accurately.

Picture	Spelling	Meaning	To do
	careful carefully	Acting in a way to avoid harm or error.	<ul style="list-style-type: none"> 1 Make up sentences with the words in and write the sentence. 2 Practise reading the words 3 Spell the words out loud 4 Practise writing the words 5 Make up silly stories with the words
	cheerful cheerfully	Behaving in a happy and cheerful way.	
	enormous enormously	A sport that tests an athlete's strength, grace, and body control.	
	kind kindly	Performing something in a kind and caring manner.	
	proud proudly	With a feeling of deep pleasure and satisfaction in somebody's achievements.	
	quick quickly	Performing at a fast speed	
	sad sadly	Acting in a sad or unhappy way.	
	slow slowly	When you take a long time to do something.	
	strong strongly	With great power or strength	
	warm warmly	In a way that keeps a warm temperature or in a warm, friendly manner.	

Research

- 1 Research the meaning of the words
- 2 Research the etymology of the word
- 3 Research the synonyms for the words
- 4 Research the antonyms for the word
- 5 Research other words that have the /ly/ suffix at the end of words.











Supersonic Spelling Stars

Test 16-5

Reading and spelling common exception words with a /ee/ sound spelt with a /yl/.

When you hear the /ee/sound in the word, choose to use /yl/. Also, remember to listen out for other tricky parts that may be spelt differently from how they sound.

Your child is currently exploring common exception words with the /ee/ sound spelt /yl/ spelling. It is important that your child understands the meaning of the word by becoming a "word whizz", is able to put it into a sentence (that makes sense) and be able to both read and spell the word accurately.

Picture	Spelling	Meaning	To do
	actually	Something is true or real, often in contrast to what was expected or assumed.	<ul style="list-style-type: none"> ↑ Make up sentences with the words in and write the sentence. ↑ Practise reading the words ↑ Spell the words out loud ↑ Practise writing the words ↑ Make up silly stories with the words
	city	A busy place, larger than a town, where many people live and work.	
	early	Something happening before the usual time or ahead of schedule.	
	February	The second month of the year.	
	history	Events of the past.	
	icy	Something that is covered with ice or feels extremely cold.	
	library	A place where you can go to read, study and borrow books.	
	naughty	Behaviour that is disobedient, mischievous or not following the rules.	
	ordinary	Something that is common or usual and used to describe everyday things.	
	probably	Something that is likely to happen or be true, but is not certain.	
Research			<ul style="list-style-type: none"> ↑ Research the meaning of the words ↑ Research the etymology of the word ↑ Research the synonyms for the words ↑ Research the antonyms for the word











Supersonic Spelling Stars

Test 24-5

Adding the suffix /tion/ to the root word to change verbs to nouns sounds like /shun/ but we spell it /tion/

If the word ends in /t/ or /te/ , spell the word, remove the /t/ or /te/ and simply add /tion/. Adding /tion/ to words with no root word, simply spell the word and choose to use /tion/. Remember it sounds like /shun/.




Your child is currently exploring the suffix /tion/ in their spellings. It is important that you child understands the meaning of the word by becoming a "word whizz", is able to put it into a sentence (that makes sense) and be able to both read and spell the word accurately.



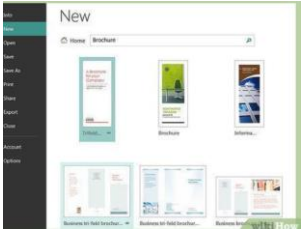
Picture	Spelling	Meaning	To do
	act action	The process of doing something.	<ul style="list-style-type: none"> ↑ Make up sentences with the words in and write the sentence. ↑ Practise reading the words ↑ Spell the words out loud ↑ Practise writing the words ↑ Make up silly stories with the words
	affect affection	Showing feelings of love, liking or care for someone or something.	
	infect infection	A germ or a bug that makes you feel poorly.	
	invent intervention	To come up with or create something new.	
	celebrate celebration	To do something special for an important occasion.	
	educate education	The process of teaching and learning.	
	meditate meditation	An exercise to calm the body and the mind.	
	vacate vacation	Travelling somewhere for enjoyment and relaxation.	
	emotion	A strong feeling such as anger, sadness or joy.	
	station	A place where buses or trains stop so that passengers	
Research			<ul style="list-style-type: none"> ↑ Research the meaning of the words ↑ Research the etymology of the word ↑ Research the synonyms for the words ↑ Research the antonyms for the word ↑ Research other words that have the /tion/ suffix at the end of words.

Year 3 Term 5 Homework Grid

<p align="center"><u>Reading:</u></p> <p>Read daily, recording in contact book.</p> <p>Discuss the following questions with your grown up:</p> <ul style="list-style-type: none"> • What do you think the book is about? • Who is the author? • Who is your favourite character? • What could happen next? • How were the characters feeling when Happened? How do you know? 	<p align="center"><u>Writing/Handwriting</u></p> <p><u>Log onto Letter Join and use the following functions:</u></p> <ul style="list-style-type: none"> - Letter-join's Magic words facility to practise the 'll' join using a tablet. - Letter-join's Magic words facility to practise the 'mm' join using a tablet. <p><u>Or you can search for the following worksheets on Letter-join:</u></p> <ul style="list-style-type: none"> -Double letter ll Double letter mm 	<p align="center"><u>Maths:</u></p> <p>Log in to Times Tables Rockstars and complete the set times tables.</p> <p align="center"><u>GPAS:</u></p> <p>Log in to Rollama and play any games you choose.</p>
---------------------------------------------------------------------------------------------------------------------------------------------------------------------------------------------------------------------------------------------------------------------------------------------------------------------------------------------------------------------------------------------------------------------------------------------	---------------------------------------------------------------------------------------------------------------------------------------------------------------------------------------------------------------------------------------------------------------------------------------------------------------------------------------------------------------------------------------------------------------------------------------------------------------------------------------------------------------------------------	-------------------------------------------------------------------------------------------------------------------------------------------------------------------------------------------------------------------------

Optional activities

<p align="center"><u>Art:</u></p> <p>Who is William Morris and why is his art so interesting? Investigate who this artist is and explore some of his art. What do you think of his art? Do you like or dislike it? Why?</p> <p>Choose a piece of his art that is your favourite and one that you are not so keen on. Write an explanation for why you like and dislike these pieces.</p> 	<p align="center"><u>Geography:</u></p> <p>Where does our food come from? Choose 5-10 vegetable or fruit at your local supermarket or shop. Write down their country of origin. Then, use Google maps to work out how far those items have travelled from that country to your local shop.</p> 	<p align="center"><u>English:</u></p> <p>We are reading 'The Boy Who Grew Dragons'. What would you most like to grow in your back garden and why? Design a front cover for the book about what you would grow.</p> 
-----------------------------------------------------------------------------------------------------------------------------------------------------------------------------------------------------------------------------------------------------------------------------------------------------------------------------------------------------------------------------------------------------------------------------------------------------------------------------------	-------------------------------------------------------------------------------------------------------------------------------------------------------------------------------------------------------------------------------------------------------------------------------------------------------------------------------------------------------------------------------------------	---------------------------------------------------------------------------------------------------------------------------------------------------------------------------------------------------------------------------------------------------------------------------------------------------------------

<p align="center"><u>PE</u></p> <p>Create a map for your downstairs area of your home. Then, create an orienteering scenario for someone to complete. How easy or hard did they find your scenario? How quickly was the scenario completed?</p> 	<p align="center"><u>Science:</u></p> <p>Draw a picture / diagram of a flowering plant then label all the different parts. How detailed can you be when drawing and labelling the different parts? Can you name the parts inside the actual flower? Write the functions of the different parts of the flowering plant.</p> 	<p align="center"><u>Computing:</u></p> <p>Use any desktop publishing application to make a leaflet or brochure about somewhere you have visited, Make sure you use text boxes and images to inform your audience.</p> 
--------------------------------------------------------------------------------------------------------------------------------------------------------------------------------------------------------------------------------------------------------------------------------------------------------------------------------------------	------------------------------------------------------------------------------------------------------------------------------------------------------------------------------------------------------------------------------------------------------------------------------------------------------------------------------------------------------------------------------------------------------------------------	---------------------------------------------------------------------------------------------------------------------------------------------------------------------------------------------------------------------------------------------------------------------------------------------------------------------