


<p><u>Writing Outcomes</u> Balanced argument about tourism in national parks Leaflet to advertise a national park Diary entry as a park ranger in a park</p>	<p><u>Geography</u> Climate zones, mountain ranges, volcanoes, countries, industries, languages and human features of South America Using maps for human and physical features Comparison with the UK Vocab around earth regions e.g. equator</p>	<p><u>Maths</u> Decimals – multiply and divide decimals Negative numbers – count through zero, compare and order, find the difference Converting units – kg, km, mm, ml, length, metric and imperial, time and timetables Volume – cubic cm, compare and estimate volume, estimate capacity.</p>
<p><u>MFL</u> French Habitats</p>	<p style="text-align: center;">Kestrels Class Term 6 New World</p> 	<p><u>Science</u> Earth and space Knowledge of planet and space movement Reasons for months, years and seasons Types of moons and planets Labelling space diagrams Knowledge of eclipse reasons and types Time zones and sun dials</p>
<p><u>SMSC</u> PSHE - Money skills and understanding costing/budgeting RE Christianity Beliefs and practices: What is the best way for a Christian to show commitment to God?</p>		<p><u>Music Brazilian Music</u> Explore the use of Samba music in Carnival Use 'call and response' to learn some Samba rhythms. Create and perform a class Samba using percussion instruments Compose a soundscape for the Rainforest</p>
<p><u>Art</u> Landscape art Using linear perspectives, horizon lines and vanishing points Use a range of mediums for landscape pictures to create tints and shades Identify and evaluate mediums used</p>	<p><u>P.E.</u> Athletics Co-ordination at increasing speeds Take off, jumping and landing skills Show accuracy and distance when throwing</p>	<p><u>Computing</u> Selection in quizzes Link with previous work on vector graphics Use specifically picked tools for effect Group objects and identify drawing layers</p>

Words ending in /able/

If the root word can be heard, simply spell the root word and add /able/. If the root word ends in /e/ simply remove the /e/ and add /able/. Except for /ce/ and /ge/ word endings - keep the /e/.
If the root word ends in /y/, change the /y/ to an /i/ and add /able/. If there is no root word, simply spell the word and add /able/.

Your child is currently exploring the suffix /able/ in their spellings. It is important that you child understands the meaning of the word by becoming a "word whizz", is able to put it into a sentence (that makes sense) and be able to both read and spell the word accurately.

Picture	Spelling	Meaning	To do
	change changeable	Something that is likely to change.	<ul style="list-style-type: none"> Make up sentences with the words in and write the sentence. Practise reading the words Spell the words out loud Practise writing the words Make up silly stories with the words
	comfort comfortable	A feeling of physical or mental ease, free from discomfort.	
	consider considerable	To describe something that is significant and substantial in size or importance.	
	depend dependable	Someone or something that can be relied upon and trusted.	
	enjoy enjoyable	An activity, experience or situation that brings joy, pleasure or satisfaction.	
	understand understandable	To be able to be understood.	<h3>Research</h3> <ul style="list-style-type: none"> Research the meaning of the words Research the etymology of the word Research the synonyms for the words Research the antonyms for the word Research other words that end in /able/.
	adore adorable	Something or someone who is cute, lovable or charming.	
	achieve achievable	To accomplish and carry something out successfully.	
	debate debatable	Open to an argument or disagreement.	
	excite excitable	Excitable comes from the Latin word "excitabilis", meaning easily stimulated.	
	notice noticeable	Something that is easily observed as it stands out.	
	rely reliable	Reliable comes from the Latin word "relicabilis" which means deserving of trust.	

Words ending in /ible/


If the root word can be heard, simply spell the root word and add /ible/. If the root word ends in /e/ simply remove the /e/ and add /ible/. If there is no root word, simply spell the word and ensure it ends in /ible/.

Your child is currently exploring the suffix /ible/ in their spellings. It is important that you child understands the meaning of the word by becoming a "word whizz", is able to put it into a sentence (that makes sense) and be able to both read and spell the word accurately.

Picture	Spelling	Meaning	To do
	access accessible	Somewhere that you can enter.	<ul style="list-style-type: none"> Make up sentences with the words in and write the sentence. Practise reading the words Spell the words out loud Practise writing the words Make up silly stories with the words
	convert convertible	Able to be changed.	
	digest digestible	Can be absorbed by the digestive system or information that is shown in a way that is easy to understand.	
	flex flexible	To bend easily without breaking.	
	sense sensible	A good judgement of character and someone who can make wise choices/decisions.	
	collapse collapsible	Something that you can collapse and fold smaller to make it easier to carry or move.	<h3>Research</h3> <ul style="list-style-type: none"> Research the meaning of the words Research the etymology of the word Research the synonyms for the words Research the antonyms for the word Research other words that end in /ible/.
	impossible	Something that cannot be done or achieved.	
	incredible	Something that is difficult or impossible to believe.	
	irresistible	Impossible to refuse or resist.	
	edible	It is safe to eat as food.	
	legible	Can be understood and read easily.	
	visible	To be seen.	

Which suffix is needed? ~~Test~~ ~~Handwritten~~

5th
July



Picture	Spelling	Picture	Spelling
	change changeable		access accessible
	comfort comfortable		convert convertible
	consider considerable		digest digestible
	depend dependable		flex flexible
	enjoy enjoyable		sense sensible
	understand understandable		collapse collapsible
	adore adorable		impossible
	achieve achievable		incredible
	debate debatable		irresistible
	excite excitable		edible
	notice noticeable		legible
	rely reliable		visible

Year 5 Term 6 Homework Grid – South America

<p>Reading: Read daily either on Reading Plus or your scheme book, remember to record this in your contact book. At least three comments per week should be added to your contact book to share what you have been reading about.</p>	<p>Writing Write a range of sentences about South America. Challenge yourself to include these within some of your sentences:</p> <ul style="list-style-type: none"> • Semi-colon • Verb sentence opener • Relative clause marked with commas • Parenthesis marked with brackets • A rhetorical question 	<p>Maths: Log in to Times Tables Rockstars to complete the set times tables and remember to challenge yourself with the linked division facts too. Create a poster showing people how to multiply or divide by 10, 100 and 1000 without using long multiplication or the bus stop method.</p>
--------------------------------------------------------------------------------------------------------------------------------------------------------------------------------------------------------------------------------------------------	------------------------------------------------------------------------------------------------------------------------------------------------------------------------------------------------------------------------------------------------------------------------------------------------------------------------------------------------------------------------	-------------------------------------------------------------------------------------------------------------------------------------------------------------------------------------------------------------------------------------------------------------------------------------------------------------------

Optional activities

<p>English: Our whole class reading text is: The Explorer by Katherine Rundell. Can you make a rainforest survival guide. Include a kit list, dangerous animals to watch out for, health and safety instructions and a diagram of how to build a shelter with labels.</p>	<p>Computing – We will continue to be using vector graphics in Computing. We will be making our own quizzes. What topic would you choose for your quiz? What might your specialist subject be? Can you design 10 questions for your quiz?</p>	<p>Art: Landscape art is art that portrays natural scenery, such as mountains, rivers, hills, lakes, forests and fields. Can you draw/paint/sketch a landscape to share with the class? Can the rest of the class guess where the landscape is?</p>
--------------------------------------------------------------------------------------------------------------------------------------------------------------------------------------------------------------------------------------------------------------------------------------	----------------------------------------------------------------------------------------------------------------------------------------------------------------------------------------------------------------------------------------------------------	----------------------------------------------------------------------------------------------------------------------------------------------------------------------------------------------------------------------------------------------------------------



<p>French – Our new French topic is Habitats. We will be revising animals that we have already learnt and be learning about 5 habitats. Can you research 5 different habitats around the world? This will help us to describe the habitats in French.</p>	<p>PE: We are doing Athletics this half term! Can you research an Olympic Athletics event? How close can you get to matching the record?</p>	<p>Geography: Can you learn the names of the countries in South America? Bonus points if you can learn the capital city for each country too!</p>
----------------------------------------------------------------------------------------------------------------------------------------------------------------------------------------------------------------------------------------------------------------------	---------------------------------------------------------------------------------------------------------------------------------------------------------	--------------------------------------------------------------------------------------------------------------------------------------------------------------

