

















Year 1 Term 1 Homework Grid

<p><b><u>Reading:</u></b></p> <p>Read daily, recording in contact book.</p> <p>Discuss the following questions with your grown up:</p> <ul style="list-style-type: none"> <li>• What do you think the book is about?             <ul style="list-style-type: none"> <li>• Who is the author?</li> </ul> </li> <li>• Who is your favourite character?             <ul style="list-style-type: none"> <li>• What could happen next?</li> </ul> </li> <li>• How were the characters feeling when .... Happened? How do you know?</li> </ul>	<p><b><u>Writing/Handwriting</u></b></p> <p>Practise writing the following words using cursive writing:</p> <p>I, is, the, to, go, no, has, his, as, of, into, her, was, you, he, she, we, be, me, they, my, by.</p> <p>Use the these words in a sentence.</p>	<p><b><u>Maths:</u></b></p> <p>Log in to Numbots and complete the challenges</p>
--	--	--

<p>Optional activities</p>		
<p><b><u>Art:</u></b></p> <p>Create a picture of yourself or your family using natural resources that you find outside. This could include sticks, leaves, rocks and stones, pinecones.</p> 	<p><b><u>Music:</u></b></p> <p>Make your own instrument using natural resources or using junk materials.</p> 	<p><b><u>History:</u></b></p> <p>Research and design your family tree.</p> 
<p><b><u>PE</u></b></p> <p>Create your own obstacle course in the garden or park, plan it out first and then take photos of you completing it.</p> 	<p><b><u>Science:</u></b></p> <p>Walk around the local area and record what you can see, hear, smell, touch.</p> <div style="display: flex; justify-content: space-around; align-items: center;"> <div style="text-align: center;">  VISION         </div> <div style="text-align: center;">  HEARING         </div> <div style="text-align: center;">  SMELL         </div> <div style="text-align: center;">  TASTE         </div> <div style="text-align: center;">  TOUCH         </div> </div> <div style="display: flex; justify-content: space-around; align-items: center; margin-top: 10px;"> <div style="text-align: center;">  </div> <div style="text-align: center;">  </div> <div style="text-align: center;">  </div> <div style="text-align: center;">  </div> <div style="text-align: center;">  </div> </div>	<p><b><u>Writing:</u></b></p> <p>Draw 6 pictures for story about a character.</p> <p>Write labels for the people, objects and places in your story.</p> <p>If you want to challenge yourself, try writing a simple sentence for each part of your story using capital letters, finger spaces and full stops.</p> 



<p><b><u>Writing Outcomes</u></b>  <b>Make Your Day</b></p> <ul style="list-style-type: none"> <li>Recount of my own day</li> </ul> <p><b>Goldilocks and the Three Bears</b></p> <ul style="list-style-type: none"> <li>Diary Entry</li> <li>Instructions to make a sandwich</li> </ul>	<p><b><u>History</u></b>  <b>Toys</b>  Toys past and present  Order the decades chronologically.</p>	<p><b><u>Maths</u></b>  <b>Place value</b>  Identify 1 more and one less.  Count 1-10 forwards and backwards  Compare numbers  <b>Add and subtract</b>  Add and subtract numbers to 10.</p>
<p><b><u>Phonics</u></b>  ai, ee, igh, oa, oo, oo, or ar, ur, ow, oi, er, ure, ear, air.  <b><u>Trick words</u></b>  are, all, some, come, so, do, little, out, were, what.</p>	<p style="text-align: center;"><b>Hummingbird Class</b>  <b>Term 1</b>  <b>Incredible Me</b></p> 	<p><b><u>Science</u></b>  <b>My Body</b>  Parts of the body, identify, name and label.  Identify the five senses.</p>
<p><b><u>SMSC</u></b>  <b><u>PSHE</u></b>  Identifying my different feelings and emotions.  <b><u>RE</u></b>  Creation: Does God want Christians to look after the world? Christianity.</p>		<p><b><u>Music</u></b>  Sing songs and rhymes about me and my family  Clap and move to the pulse  Create and perform sequences of body percussion  Create sound effects to represent different toys</p>
<p><b><u>Art</u></b>  <b>Self portrait</b>  Creating self-portraits using a variety of media.  Develop techniques using colour, pattern, texture, line, shape and form.  Use knowledge of different artist and their styles to develop styles</p>	<p><b><u>P.E.</u></b>  <b>Fundamentals</b>  Running, jumping, and hopping  Show agility, balance and coordination.  Show control and balance when travelling at different speeds.</p>	<p><b><u>Computing</u></b>  <b>Technology around us</b>  What is technology and how do we use it responsibly?  Use technology safely and respectfully.  Use technology purposefully.</p>

# Hummingbirds

## Class Spellings for Autumn 1

Please find below your child's spellings for this term. Ensure that you help your child to practise them in preparation for a spelling test each **Friday**

A useful technique to use is:

**Look** carefully at the word

**Cover** the word, try to remember it

**Write** the word from memory

**Check** to see if you have spelt it correctly

<b>Week 1</b>	<b>Week 2</b>	<b>Week 3</b>	<b>Week 4</b>	<b>Week 5</b>	<b>Week 6</b>
<b>Tested on 20.09.24</b>	<b>Tested on 27.09.24</b>	<b>Tested on 04.10.24</b>	<b>Tested on 11.10.24</b>	<b>Tested on 18.10.24</b>	<b>Tested on 25.10.24</b>
his	as	we	some	so	what
is	of	me	come	do	like
the	into	be	my	little	have
to	her	they	by	out	there
go	was	he	are	it	here
no	you	she	all	has	were

