











<p><b><u>Writing Outcomes</u></b> Use the text 'Farmer Duck' to write:</p> <ul style="list-style-type: none"> <li>• character description</li> <li>• alliterative poetry.</li> <li>• a letter</li> </ul>	<p><b><u>Geography</u></b> <b>At the Farm</b> Know the different types of farming. Know how seasonal changes affects farms. Describe the differences between living on a farm and in a city. Use ariel photos and maps to identify physical features.</p>	<p><b><u>Maths</u></b> <b>Place Value</b> Numbers to 100 Partitioning numbers <b>Addition and Subtraction</b> Adding and subtracting across 10 Adding and subtracting 1 and 2 digit numbers.</p>
<p><b><u>Phonics</u></b> Spelling Rules: s, es, ing, ed, er, est, un Compound Words</p>	<p style="text-align: center;"><b>Penguins Class Term 1 At the Farm</b></p> 	<p><b><u>Science Growth and Survival</u></b> The life cycle of animals – including humans – and what they need to survive. Use the food pyramid to understand what a healthy diet is.</p>
<p><b><u>SMSC</u></b> <b><u>PSHE</u></b> Rules and responsibilities – writing a class charters, what we expect and turn taking. <b><u>RE</u></b> <b>Christianity</b> What did Jesus teach? Is it possible to be kind to everyone all of the time?</p>		<p><b><u>Music</u></b> Copy back simple rhythms Create rhythms using word phrases from 'Farmer Duck' Transfer rhythms onto instruments Create a class rhythm piece based on Rondo Form</p>
<p><b><u>Art – Earth Art</u></b> Use repeated patterns in rangoli designs and mandalas. Use natural materials for mark making. Use clay to create a sculpture. Create a simple loom for weaving.</p>	<p><b><u>P.E.</u></b> <b>Fundamentals</b> Show balance and coordination when running, jumping and hopping. Show control when travelling at different speeds.</p>	<p><b><u>Computing</u></b> Information technology around us – recognise common uses of information technology beyond school and use technology respectfully and safely.</p>



Year 2 Term 1 Homework Grid

<p><b><u>Reading:</u></b></p> <p>Read daily, recording in contact book.</p> <p>Discuss the following questions with your grown up:</p> <ul style="list-style-type: none"> <li>• What do you think the book is about?             <ul style="list-style-type: none"> <li>• Who is the author?</li> </ul> </li> <li>• Who is your favourite character?             <ul style="list-style-type: none"> <li>• What could happen next?</li> </ul> </li> <li>• How were the characters feeling when .... Happened? How do you know?</li> </ul>	<p><b><u>Writing/Handwriting</u></b></p> <p>Practise writing the following words using cursive writing:</p> <p>because, if, that, but, so, when, or</p> <p>Use the following words in a sentence: amazing, disgusting, beautiful, shocked</p>	<p><b><u>Maths:</u></b></p> <p>Log in to Times Tables Rockstars and complete the set times tables.</p>
--	---	--

<p>Optional activities</p>		
<p><b><u>Art:</u></b></p> <p>Create a farm year picture using materials you can find around the house or in the garden e.g rice, scrap fabric, cardboard, grass, twigs, leaves</p> 	<p><b><u>Music:</u></b></p> <p>Learn the words to your favourite song, make up a dance routine and perform it for your family or friends.</p> 	<p><b><u>Geography:</u></b></p> <p>Go on a walk of your local area. Take photos or draw pictures of the physical and human features you can find.</p> <div style="display: flex; justify-content: space-around;"> <div data-bbox="1547 778 1738 879">  <p>coastline</p> </div> <div data-bbox="1744 778 1935 879">  <p>forest</p> </div> </div> <div style="display: flex; justify-content: space-around;"> <div data-bbox="1547 916 1738 1016">  <p>mountain</p> </div> <div data-bbox="1744 916 1935 1016">  <p>valley</p> </div> </div>
<p><b><u>PE</u></b></p> <p>Create your own obstacle course in the garden or park, plan it out first and then take photos of you completing it.</p>  <p><small>Awesome Indoor Obstacle Course For Kids</small></p>	<p><b><u>Science:</u></b></p> <p>Go on a minibeast hunt and record the different insects/animals you see. Draw their habitats and label what it includes.</p> 	<p><b><u>Writing:</u></b></p> <p>Write a story about a character who lives or works on a farm.</p> <p>Use as many adjectives and expanded noun phrases as you can and try to use the following words:</p> <p>Farmer, animals, fields, barn</p> 

## Penguins Group 1

### Spellings – Term 1

Please find below your child's spellings for this term. Ensure that you help your child to practise them in preparation for a spelling test each **Friday**. Please note all of the sounds in the spellings below have been taught in phonics sessions for that week. Your children will have learnt some of these spelling before in Year 1 but will be practising in Year 2 to consolidate their learning, ensuring that these spelling rules are applied consistently in your child's independent writing

A useful technique to use is:

**Look** carefully at the word

**Cover** the word, try to remember it

**Write** the word from memory

**Check** to see if you have spelt it correctly

	13 <sup>th</sup> September Phonics Spelling Rules ing	20 <sup>th</sup> September Phonics Spelling Rules ed	27 <sup>th</sup> September Phonics Spelling Rules er	4 <sup>th</sup> October Phonics Spelling Rules est	11 <sup>th</sup> October Phonics Spelling Rules un	18 <sup>th</sup> October Phonics Spelling Rules compound	25 <sup>th</sup> October Phonics Spelling Rules y to an i and add es
1	growing	washed	sharper	youngest	unkind	pineapple	cities
2	hopping	jumped	neater	coldest	unhappy	snowman	ladies
3	huffing	worked	brighter	longest	unwell	sunshine	parties
4	singing	played	smarter	dullest	unexpected	treehouse	stories
5	floating	shouted	<b>longer</b>	brightest	uncover	scarecrow	babies
6	painting	relaxed	darker	tallest	unpack	cupcake	pennies
7	frowning	landed	softer	quickest	unlucky	lighthouse	puppies
8	blinking	started	duller	neatest	unlucky	farmyard	strawberries
9	thinking	barked	louder	darkest	undo	playground	dries
10	quacking	crashed	darker	smoothest	untidy	armchair	butterflies

## Penguins Spellings – Term 1- Group 2

Please find below your child’s spellings for this term. Ensure that you help your child to practise them in preparation for a spelling test each **Friday**. Please note all of the sounds in the spellings below have been taught in phonics sessions

A useful technique to use is:

**Look** carefully at the word

**Cover** the word, try to remember it

**Write** the word from memory

**Check** to see if you have spelt it correctly

	13 <sup>th</sup> September Phonics Choose to Use Re-cap	20 <sup>th</sup> September Phonics Switch It i o c g	27 <sup>th</sup> September Phonics Switch It u ow ie ea	4 <sup>th</sup> October Phonics Switch It a a ou o	11 <sup>th</sup> October Phonics Switch It y ch ou	18 <sup>th</sup> October Phonics Switch It ue u-e ew	25 <sup>th</sup> October Phonics Switch It Common Exception Words
1	share	milk	super	apple	shy	clue	move
2	wear	kind	music	hand	fly	glue	eye
3	third	cold	brown	baby	cry	value	who
4	worm	hold	yellow	swap	gym	continue	any
5	church	behind	plum	money	symbol	blew	many
6	match	giant	chief	wash	children	perfume	because
7	bridge	danger	field	watch	chef	cube	water
8	jumper	gift	cream	house	chemist	cute	tall
9	her	coat	head	sound	school	newspaper	call
10	word	city	safety	hold	youth	stew	does