








Year 4 Term 1 Homework Grid

<p><b><u>Reading:</u></b></p> <p>Read daily, recording in contact book.</p> <p>Discuss the following questions with your grown up:</p> <ul style="list-style-type: none"> <li>• What do you think the book is about?             <ul style="list-style-type: none"> <li>• Who is the author?</li> </ul> </li> <li>• Who is your favourite character?             <ul style="list-style-type: none"> <li>• What could happen next?</li> </ul> </li> <li>• How were the characters feeling when .... Happened? How do you know?</li> </ul>	<p><b><u>Writing/Handwriting</u></b></p> <p>Log onto Letter Join and click on the 'fun' tab and play the write it right! Game.</p> <p>Alternatively practice writing own your weekly spellings in cursive and joined up writing</p>	<p><b><u>Maths:</u></b></p> <p>Log in to Times Tables Rockstars and complete the set times tables.</p> <p>Play games on timestable.co.uk</p>
--	---	--

Optional activities		
<p><b><u>DT:</u></b></p> <p>Can you practice sewing different patterns onto material using a variety of stiches</p> 	<p><b><u>Music:</u></b></p> <p>Learn the words to your favourite song, make up a dance routine and perform it for your family or friends.</p> 	<p><b><u>Geography:</u></b></p> <p>Can you write or create a fact file on one of our European neighbours.</p> 
<p><b><u>PE</u></b></p> <p>Can you create a Gym routine using different movements to move across your front room?</p> 	<p><b><u>Science:</u></b></p> <p>Go for a walk with your family and listen for all the things you can hear</p> 	<p><b><u>Writing:</u></b></p> <p>Write a poem about fireworks or Christmas. This could be in any stye you want e.g. Limerick, Kennings, Acrostic etc.</p> 

<p><b><u>Writing Outcomes</u></b>  <b>Into the Forest- Anthony Brown</b></p> <ul style="list-style-type: none"> <li>• Poetry- Northern lights (Inform)</li> <li>• Playscript (Entertain)</li> <li>• Recount of Nordic tale (Little Red Riding Hood) (Entertain)</li> </ul>	<p><b><u>Geography</u></b>  <b>Our European neighbours</b>  <i>To Name different countries in Europe and their capital cities. To compare 2 capital cities and research the physical and human features of different European countries.</i></p>	<p><b><u>Maths</u></b>  <b>Measurement/ Area</b>  <i>To understand and compare areas.</i>  <b>Multiplication and division</b>  <i>To find multiples and division facts. To divide a number by 1 and itself. To multiply 3 numbers</i></p>
<p><b><u>P.E.</u></b>  <b>Gymnastics</b>  I can plan and perform sequences with a partner that include a change of level and shape. I can safely perform balances individually and with a partner.  I understand how body tension can improve the control and quality of my movements.</p>	<p style="text-align: center;"><b>Woodpecker Class</b>  <b>Term 2</b>  <b>Nordic Notions</b></p> 	<p><b><u>Science</u></b>  <b>Changing sounds</b>  <i>To investigate sound waves and what we can do to affect these. To be able to see how sound travels created.</i>  <b>Scientific experiment:</b> <i>To investigate how sound travels.</i></p>
<p><b><u>SMSC</u></b>  <b><u>PSHE</u></b>  <i>Sharing, friendship, anger</i>  <b><u>RE</u></b>  <b><u>Christmas</u></b>  <i>What is the most significant part of the nativity story for Christians today?</i></p>		<p><b><u>MFL</u></b>  <b>Little Angels</b>  Vegetables</p>
<p><b><u>DT</u></b>  <b>Seasonal Stockings</b></p> <ul style="list-style-type: none"> <li>• Evaluate</li> <li>• Use pins to fasten 2 pieces of fabric</li> <li>• Use a range of stiches</li> <li>• Follow a design</li> </ul>	<p><b><u>Music</u></b>  <i>To learn Carols and other Christmas songs for the KS2 Carol Concert and Wilmington Village Market. To compose a soundscape of the Northern Lights. To explore famous composers from the Nordic Lands.</i></p>	<p><b><u>Computing</u></b>  <b>Audio and production</b>  <i>To recognise the different parts in creating a podcast. To apply audio editing skills and enhance my project. To evaluate my project</i></p>

Test ~~Page~~ 15-11

**SUPERSONIC**  
Spelling Stars

Reading and spelling common exception words that end in /e/.

These words all end in /e/. Remember that the /e/ is silent in these words. Also, remember to listen out for other tricky parts that may be spelled differently from how they sound.

Your child is currently exploring common exception words with /e/ at the end. It is important that your child understands the meaning of the word by becoming a "word whizz", is able to put it into a sentence (that makes sense) and is able to both read and spell the word accurately.

Picture	Spelling	Meaning	To do
	breathe	The process of moving air in to and out of the lungs.	<ul style="list-style-type: none"> <li>✦ Make up sentences with the words in and write the sentence.</li> <li>✦ Practise reading the words</li> <li>✦ Spell the words out loud</li> <li>✦ Practise writing the words</li> <li>✦ Make up silly stories with the words</li> </ul>
	imagine	To think of, or create, something that is not real in your mind.	
	increase	To become larger or greater in size, amount, quantity etc.	
	knowledge	Refers to a person's understanding of a subject that they get through experience or studying.	
	minute	A unit of time equal to 60 seconds.	
	promise	A statement telling someone that you will definitely do something.	
	purpose	The reason why something is done or used.	
	sentence	A group of words that are put together to mean something.	
	strange	Different from what is usual, normal or expected.	
	therefore	Another way of saying because or for that reason.	
<b>Research</b>			<ul style="list-style-type: none"> <li>✦ Research the meaning of the words</li> <li>✦ Research the etymology of the word</li> <li>✦ Research the synonyms for the words</li> <li>✦ Research the antonyms for the word</li> <li>✦ Research any other words that end in /e/.</li> </ul>

Test 29-11

**SUPERSONIC**  
Spelling Stars

Adding the suffix /ture/ to the root word to change verbs to nouns sounds like /cher/ but we spell it /ture/.

If the word ends in the /cher/ sound, choose to use the /ture/ spelling. Remember, if the root word ends in /t/ simply remove the /t/ and add /cher/ spelt /ture/.

Your child is currently exploring the suffix /ture/ in their spellings. It is important that you child understands the meaning of the word by becoming a "word whizz", is able to put it into a sentence (that makes sense) and be able to both read and spell the word accurately.











Picture	Spelling	Meaning	To do
	adventure	Embarking upon an exciting or daring experience or activity.	<ul style="list-style-type: none"> <li>✦ Make up sentences with the words in and write the sentence.</li> <li>✦ Practise reading the words</li> <li>✦ Spell the words out loud</li> <li>✦ Practise writing the words</li> <li>✦ Make up silly stories with the words</li> </ul>
	creature	A living thing that can be real or imaginary.	
	fracture	A break or crack in a bone or hard object.	
	literature	Written works, especially those considered to have artistic or intellectual value.	
	picture	A painting or drawing of a person, object or scene.	
	puncture	To make a small hole in something, such as a tyre.	
	signature	A person's name or a part of a person's name written in a distinctive way as a form of identification.	
	temperature	A measure of how hot or cold something is.	
	mix mixture	A combination of different things mixed together.	
	sculpt sculpture	A form of 3D art work made from materials such as clay or wax.	
<b>Research</b>			<ul style="list-style-type: none"> <li>✦ Research the meaning of the words</li> <li>✦ Research the etymology of the word</li> <li>✦ Research the synonyms for the words</li> <li>✦ Research the antonyms for the word</li> <li>✦ Research other words that have the /ture/ suffix at the end of words.</li> </ul>

Reading and spelling common exception words that have silent letters.

These words all contain silent letters.

Also, remember to listen out for other tricky parts that may be spelt differently from how they sound.

Your child is currently exploring common exception words that contain silent letters. It is important that your child understands the meaning of the word by becoming a "word whizz", is able to put it into a sentence (that makes sense) and is able to both read and spell the word accurately.

Picture	Spelling	Meaning	To do
	climb	To move or go up something using your feet and often your hands.	<ul style="list-style-type: none"> <li>✦ Make up sentences with the words in and write the sentence.</li> <li>✦ Practise reading the words</li> <li>✦ Spell the words out loud</li> <li>✦ Practise writing the words</li> <li>✦ Make up silly stories with the words</li> </ul>
	friend	A person who you like and enjoy being with.	
	heart	The organ or body part that pumps blood through your body.	
	island	An area of land that is surrounded by water.	
	length	The amount that it measures from one end to the other along the longest side.	
	often	Something that occurs many times.	
	strength	The state of being physically strong.	
	surprise	A feeling of mild astonishment or shock caused by something unexpected.	
	various	Refers to things that are different from each other.	
	whole	Describing something that is complete or full.	

### Research

- ✦ Research the meaning of the words
- ✦ Research the etymology of the word
- ✦ Research the synonyms for the words
- ✦ Research the antonyms for the word
- ✦ Research any other words that contain silent letters.

