





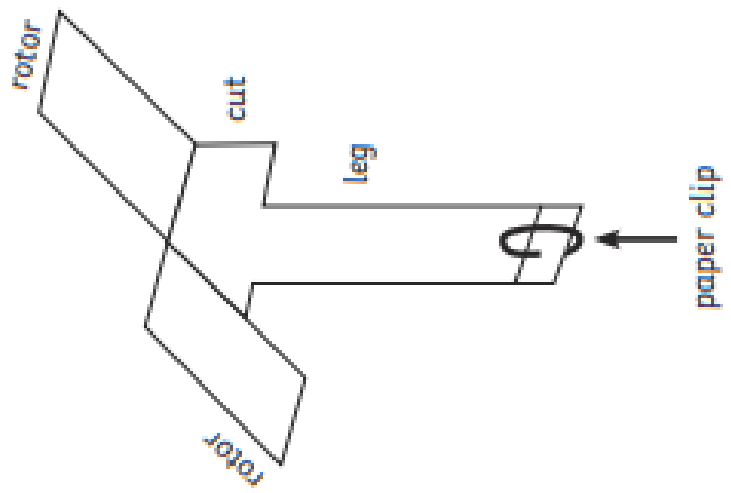
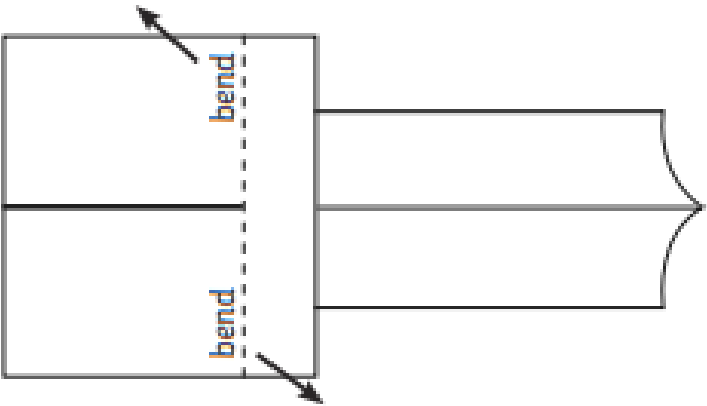
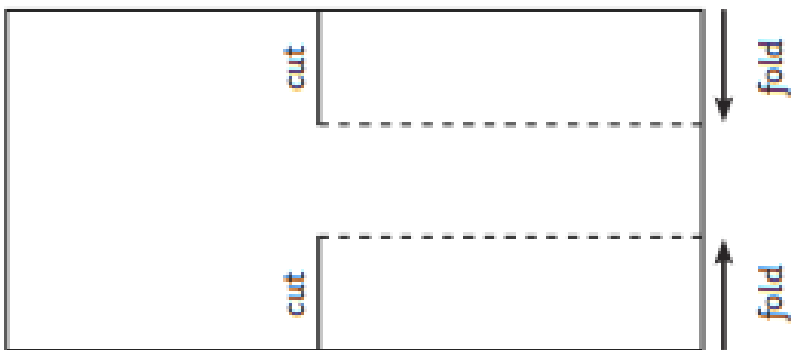
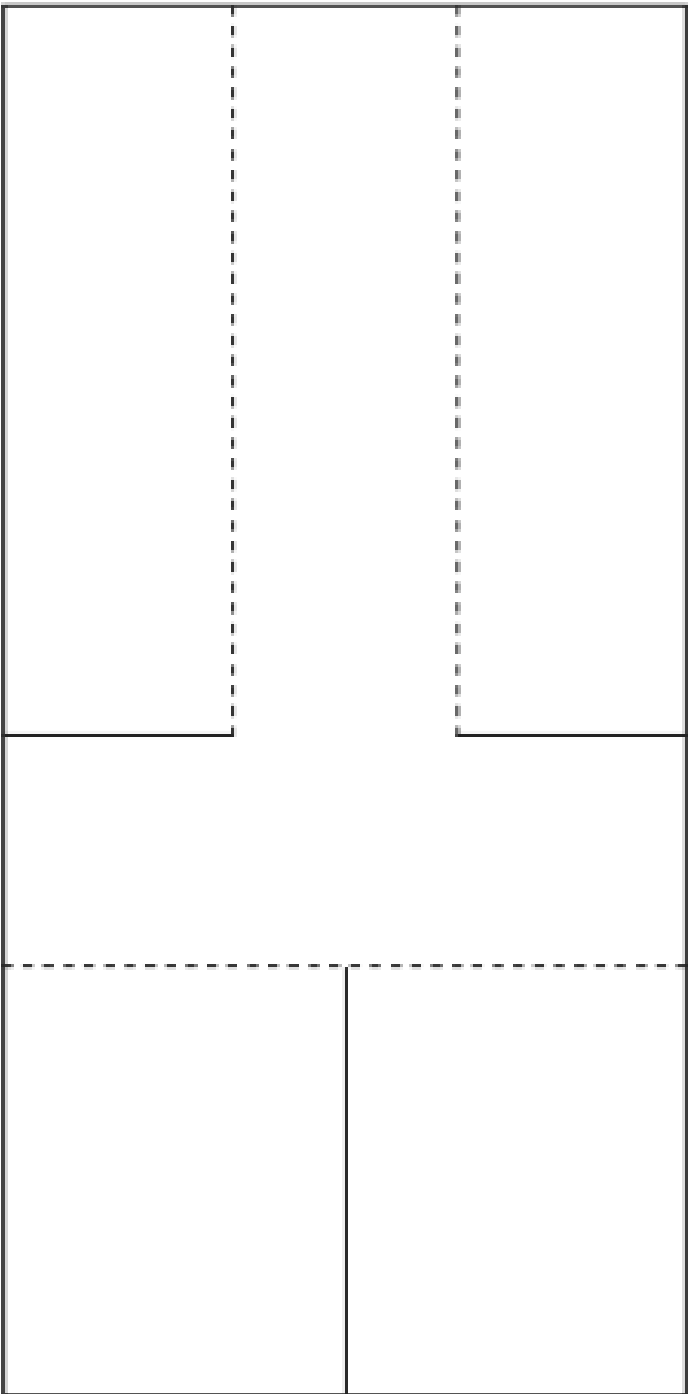
Year 5 Term 2 Homework Grid


<p><u>Reading:</u></p> <p>Read daily either on Reading Plus or your scheme book, remember to record this in your contact book.</p> <p>Discuss the following questions with your grown up:</p> <ul style="list-style-type: none"> • How does what you have read make you feel? • Would you like to visit the place where the book is set? • Have you read any similar texts that this reminds you of? 	<p><u>Writing/Handwriting</u></p> <p>Use the following words in a range of sentence: Excellent, bruise, government, mischievous and controversy.</p> <p>Challenge yourself:</p> <ul style="list-style-type: none"> • Can you use brackets around extra information? • Can you include colons to introduce a list? • Can you use different types of fronted adverbials? 	<p><u>Maths:</u></p> <p>Log in to Times Tables Rockstars to complete the set times tables and remember to challenge yourself with the linked division facts too.</p>
--	--	---

Optional activities

<p><u>Handwriting</u></p> <p>On letter join search for and complete these tasks:</p> <ul style="list-style-type: none"> • KS2 resources – write in time (pick any topic) • KS2 games – mirror writing 	<p><u>Geography</u></p> <p>Make a rain gauge to see how much rainfall there is in your garden over the term. Does it rain more during some weeks than others? Either mark measurements on your jar or use a ruler in the centre of the jar to find out how much it has rained.</p> 	<p><u>Computing</u></p> <p>Watch some videos made by different creators.</p> <ul style="list-style-type: none"> • What is similar about the videos? <ul style="list-style-type: none"> • What is different? • Which ones do you prefer and why? <p>Write a video review for your favourite one to share with others why they should also watch this video. Be careful not to give away any spoilers about the video content but convince people that they should watch it themselves.</p>
--	--	--

<p><u>Design Technology</u></p> <p>Build a bridge 50cm wide to support the weight of a food tin in the middle of the bridge. Before you start think about some designs that will give you a good engineered result. For example, some shapes are better at absorbing the load – for example triangles are particularly strong – so you might think about using them as part of your design.</p> 	<p><u>Science</u></p> <p>Make a paper helicopter and investigate the effects of air resistance and gravity. A helicopter hovers in the air as its propellers rotate. Use the template and follow the instructions to create a paper aeroplane that spins as it slowly falls to the ground.</p> <p>Time how long your paper aeroplane takes to fall to the ground. Can you make a new paper aeroplane that falls more slowly? Think about the forces of gravity and air resistance.</p>	<p><u>MFL</u></p> <p>Can you practice counting to 100 in French?</p> <p>The BBC website has sound bites to help with pronunciation. https://www.bbc.co.uk/bitesize/topics/z6t66g8/articles/zd4w7yc</p> 
--	---	---



<p><u>Writing Outcomes</u> London Eye Mystery: Dialogue between Kat and Mum Narrative from the detective’s perspective Informal email to the family from Salim</p>	<p><u>Geography</u> Investigating Rivers Identifying world rivers Water cycle explanation Understand river pollution and habitats River journeys from source to mouth River technical language</p>	<p><u>Maths</u> <i>Multiplication and division A</i> – multiply and divide by 10,100 and 1,000, multiples of 10, 100 and 1,000 <i>Multiplication and division B</i> – Long multiplication and short written division <i>Statistics</i> - Graphs, data and timetables.</p>
<p><u>MFL</u> French The date</p>	<p style="text-align: center;">Kestrels Class Term 2 Thrill Seekers</p> 	<p><u>Science</u> Forces in action Investigate forces of gravity, friction, air resistance and water resistance Use pulleys, levers and gears, identifying types and those in everyday life Experiments linked with these forces</p>
<p><u>SMSC</u> <u>PSHE</u> Understanding influence Managing grief, conflict and food choices Community <u>RE</u> Christianity Christmas: Is that Christmas story true?</p>		<p><u>Music</u> Learn Carols and other Christmas songs for the KS2 Carol Concert Extend the range of chords known on the ukulele Sing a Christmas song and accompany on the ukulele</p>
<p><u>DT</u> Building bridges Strength prediction and testing Know how to make bridges stronger Explain how arches/ suspension bridges work Plan and build bridge designs</p>	<p><u>P.E.</u> Swimming Developing swimming stroke techniques Effectively floating Water survival and safety skills</p>	<p><u>Computing</u> Video production Know what makes videos effective Create storyboards Capture video footage Edit and improve the video</p>

Test: 15th Nov. **supersonic**
Spelling Stars

Reading and spelling common exception words ending with a split digraph.

When you hear the vowel sound at the end of the word, choose to use the split digraph for the sound. Also remember to listen out for other tricky parts that may be spelt differently from how they sound.

Your child is currently exploring common exception words ending with a split digraph. It is important that you child understands the meaning of the word by becoming a "word whizz", is able to put it into a sentence (that makes sense) and be able to both read and spell the word accurately.

Picture	Spelling	Meaning
	accommodate	To provide lodging or make space for someone or something.
	achieve	To successfully accomplish or reach a goal or objective.
	appreciate	To recognise the value or importance of something or to be grateful or thankful for something.
	communicate	To exchange or convey information, thoughts, or feelings through speaking, writing, or other methods of expression.
	criticise	To express disapproval or judgment about someone or something, typically by pointing out faults.
	exaggerate	To represent something as being greater, better, or worse than it actually is.
	guide	Someone who guides people to show them around or a document, or book that offers information or instructions.
	persuade	To convince or influence someone to do or believe something.
	recognise	To identify or acknowledge someone or something that has been previously known, seen, heard, or experienced.
	sacrifice	The act of giving up something valuable or important for the sake of someone or something else.


To do

- Make up sentences with the words in and write the sentence.
- Practise reading the words
- Spell the words out loud
- Practise writing the words
- Make up silly stories with the words

Research

- Research the meaning of the words
- Research the etymology of the word
- Research the synonyms for the words
- Research the antonyms for the word

Picture Guide



Adding 'tious' - turning nouns into adjectives.

supersonic
spelling stars

Revision words

Test: 22nd Nov


Picture Guide





Adding /cious/ to make the word an adjective


supersonic
spelling stars


Picture Guide



partial



spatial

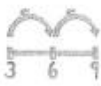

impartial



initial



essential



torrential



potential


sequential


palatial


residential


influential


confidential


Adding the suffix /tial/ to words to make adjectives


supersonic Spelling Stars


Revision words


Test: 29th Nov


Picture Guide



official



judicial



glacial



crucial



facial



social



special


beneficial


artificial


commercial












superficial


financial

Adding the suffix /cial/ to words to make adjectives

supersonic Spelling Stars

Test: 13th Dec. **supersonic Spelling Stars**

Reading and spelling common exception words			
Listen out for other tricky parts that may be spelt differently from how they sound. Remember to chunk and pronounce the sounds in the words to help you to spell them.			
Your child is currently exploring common exception words that contain spelling patterns they have already learnt. It is important that you child understands the meaning of the word by becoming a "word whizz", is able to put it into a sentence (that makes sense) and be able to both read and spell the word accurately.			
Picture	Spelling	Meaning	To do
	individual	A single person or object, that is considered separately from a group or category.	<ul style="list-style-type: none"> 📌 Make up sentences with the words in and write the sentence. 📌 Practise reading the words. 📌 Spell the words out loud. 📌 Practise writing the words. 📌 Make up silly stories with the words.
	lightning	A flash of light that is produced by the discharge of atmospheric electricity during a thunderstorm.	
	neighbour	A person living near or next to another person.	
	relevant	Something that is closely connected or appropriate to a particular subject or situation.	
	shoulder	The part of the body connecting the arm to the torso.	
	symbol	A visual or abstract representation that represents an idea, concept, or object.	
	system	A set of interconnected or interdependent components or parts that work together to achieve a particular goal or function.	
	temperature	The degree or intensity of heat present in a substance or object.	
	twelfth	The ordinal form of the number twelve.	
	vegetable	Edible plants that are typically consumed as part of a main course or side dish.	
			Research
			<ul style="list-style-type: none"> 📌 Research the meaning of the words. 📌 Research the etymology of the word. 📌 Research the synonyms for the words. 📌 Research the antonyms for the word.