








Year 1 Term 4 Homework Grid

<p><u>Reading:</u></p> <p>Read daily, recording in contact book.</p> <p>Discuss the following questions with your grown up:</p> <ul style="list-style-type: none"> • What do you think the book is about? <ul style="list-style-type: none"> • Who is the author? • Who is your favourite character? <ul style="list-style-type: none"> • What could happen next? • How were the characters feeling when Happened? How do you know? 	<p><u>Writing/Handwriting</u></p> <p>Practise writing sentences about your house. Can you tell us how many rooms you have? Which room is your favourite and why? Who do you live with? Etc.</p> <p>Use the these words in a sentence. my, by, this, that, were, when, some, are, all, when, our, your, love, house.</p>	<p><u>Maths:</u></p> <p>Log in to Numbots and complete a game.</p> <p>Challenge yourself to get to the next level. Get your certificates each week!</p> 
--	--	--

Optional activities		
<p><u>Art:</u></p> <p>Draw your own scene from Rapunzel.</p> <p>It might be the tower, it might be Rapunzel climbing out of the window, it might be the witch climbing up the tower.</p> 	<p><u>Music:</u></p> <p>Make up a song about the rain. Or....</p> <p>Perform a rain dance and take a photo. Send it in on Dojo.</p> 	<p><u>Geography:</u></p> <p>Visit a local castle and take some photos. Can you find out who lived in the castle? Can you find any of the castle features (moat/ drawbridge etc.). Draw a picture of the castle and label it</p> 
<p><u>PE</u></p> <p>Practise your dance skills at home and make up a routine. Get an adult to dance with you.</p> 	<p><u>Science:</u></p> <p>Draw a picture of a sunset or sunrise. Use paint or coloured pencils.</p> 	<p><u>Writing:</u></p> <p>Draw a story board about an adventure on a planet.</p> <p>Have a go at writing a simple sentence for each part of your story using capital letters, finger spaces and full stops. If you want to challenge yourself extend your sentences with and or because.</p> 

Hummingbirds Group 1

Spellings – Term 4

Please find below your child's spellings for this term. Ensure that you help your child to practise them in preparation for a spelling test each **Friday**. Please note all of the sounds in the spellings below have been taught in previous phonics sessions

A useful technique to use is:

Look carefully at the word

Cover the word, try to remember it

Write the word from memory

Check to see if you have spelt it correctly

	Friday 28 th February Phonics Choose to Use gn ore	Friday 7 th March Phonics Choose to Use ey y	Friday 14 th March Phonics Choose to Use ew ear	Friday 21 st March Phonics Choose to Use or tch	Friday 28 th March Phonics Choose to Use dge er	Friday 4 th April Phonics Choose to Use Split-digraphs
1	after	their	friend	today	called	game
2	half	people	these	could	looked	rake
3	only	Mr	ask	would	says	bake
4	with	Mrs	where	should	want	delete
5	gnome	chimney	grew	worm	bridge	five
6	gnat	donkey	flew	word	badge	time
7	gnaw	trolley	blue	work	hedge	home
8	explore	funny	wear	ditch	wedge	stone
9	score	dirty	bear	pitch	her	flute
10	adore	cheeky	tear	match	alert	flume

Please note that some spellings have been repeated as children still find these words challenging when applying it to their independent writing

Words highlighted in yellow are Year 1 tricky words the children have previously been learning in their phonics sessions (2)

Hummingbirds Group 2

Spellings – Term 4

Please find below your child's spellings for this term. Ensure that you help your child to practise them in preparation for a spelling test each **Friday**. Please note all of the sounds in the spellings below have been taught in previous phonics sessions. Some words may have been sent home already but children are not consistently spelling them correctly, Words highlighted in yellow are Year 1 tricky words the children have been learning in their phonics sessions 😊

A useful technique to use is:

Look carefully at the word

Cover the word, try to remember it

Write the word from memory

Check to see if you have spelt it correctly

	Friday 28 th February Phonics Choose to Use split-digraphs	Friday 7 th March Phonics Choose to Use split-digraphs	Friday 14 th March Phonics Choose to Use oy ir ou aw	Friday 21 st March Phonics Choose to Use wh are kn	Friday 28 th March Phonics Choose to Use wr ph au	Friday 4 th April Phonics Choose to Use gn ore
1	game	made	where	could	looked	after
2	rake	snake	today	should	son	half
3	bake	even	once	would	says	only
4	delete	shine	boy	called	want	with
5	five	prize	enjoy	whisper	wrist	gnome
6	time	alone	shout	white	write	gnat
7	home	tunef	cloud	when	author	gnaw
8	stone	flute	third	knee	launch	explore
9			girl	knife	phone	score
10			straw	knock	dolphin	adore

Hummingbirds Group 3

Spellings – Term 4

Please find below your child's spellings for this term. Ensure that you help your child to practise them in preparation for a spelling test each **Friday**. Please note all of the sounds in the spellings below have been taught in previous phonics sessions

A useful technique to use is:

Look carefully at the word

Cover the word, try to remember it

Write the word from memory

Check to see if you have spelt it correctly

Words highlighted in yellow are Year 1 tricky words the children have been learning in their phonics sessions (٢٥)

	Friday 28 th February Phonics Choose to Use th ng	Friday 7 th March Phonics Choose to Use ai ee	Friday 14 th March Phonics Choose to Use oa igh	Friday 21 st March Phonics Choose to Use oo/ oo	Friday 28 th March Phonics Choose to Use or ar	Friday 4 th April Phonics Choose to Use ur ow
1	her	he	be	they	are	some
2	was	she	me	by	all	come
3	you	we	my	food	park	burp
4	thin	mail	light	boot	card	turn
5	moth	nail	right	moon	farm	cow
6	ring	bee	soap	cook	corn	town
7	bang	sheep	coat	book	horn	owl