




Year 2 Term 4 Homework Grid

<p><u>Reading:</u></p> <p>Read daily, recording in contact book.</p> <p>Discuss the following questions with your grown up:</p> <ul style="list-style-type: none"> • What do you think the book is about? <ul style="list-style-type: none"> • Who is the author? • Who is your favourite character? <ul style="list-style-type: none"> • What could happen next? • How were the characters feeling when Happened? How do you know? 	<p><u>Writing/Handwriting</u></p> <p>Practise writing the following words using cursive writing in a sentence: Medicine, healthcare, Florence Nightingale, Victorian</p>	<p><u>Maths:</u></p> <p>Log in to Times Tables Rockstars and complete the set times tables.</p> <p>Log in to TTRS and practise the 2, 5 and 10 times tables,</p> <p>Log into 1 minute maths using the code posted on dojo each week.</p>
--	---	---

Optional activities

<p><u>Art:</u></p> <p>Design an outfit for a superhero like Traction Man.</p> 	<p><u>Music:</u></p> <p>Create a beat using pots, pans and everyday items at home.</p> 	<p><u>History:</u></p> <p>Create a factfile about Florence Nightingale.</p> 
--	--	--

<p><u>PE</u></p> <p>This term we are learning about sending a receiving. Practise throwing a ball/rolled up pair of socks at a target.</p> 	<p><u>PSHE:</u></p> <p>Create a poster on road safety.</p> 	<p><u>DT:</u></p> <p>Create a sock puppet using things you can find at home like buttons, bottle caps and string.</p> 
---	--	--

Penguins Group 1 Spellings – Term 4

Please find below your child’s spellings for this term. Ensure that you help your child to practise them in preparation for a spelling test each Friday. Please note all of the sounds in the spellings below have been taught in phonics sessions for that week. Your children will have learnt some of these spelling before in Year 1 but will be practising in Year 2 to consolidate their learning, ensuring that these spelling rules are applied consistently in your child’s independent writing

A useful technique to use is:

Look carefully at the word

Cover the word, try to remember it

Write the word from memory

Check to see if you have spelt it correctly

	28 th February	07 th March	14 th March	21 st March	28 th March	04 th April
	Phonics Spelling Rules Double the consonant and add y	Phonics Spelling Rules Double the consonant and add est	Phonics Spelling Rules Add less to words	Phonics Spelling Rules Add ness to the words	Phonics Spelling Rules Add ment to the words	Phonics Spelling Rules Add ful to the words
1	starry	sadder	saddest	cloudless	sadness	movement
2	sunny	thinner	thinnest	thoughtless	darkness	payment
3	funny	hotter	hottest	sleepless	kindness	judgement
4	spotty	bigger	biggest	restless	fitness	disappointment
5	chatty	redder	reddest	fearless	weakness	excitement
6	slippy	wetter	wettest	tasteless	dampness	treatment
7	runny	dimmer	dimmest	spotless	brightness	enjoyment
8	muddy	madder	maddest	harmless	madness	achievement
9	foggy	shopper	slimmest	speechless	sickness	amazement
10	blurry	winner	fittest	careless	awareness	statement

Penguins Spellings – Term 3- Group 2

Please find below your child's spellings for this term. Ensure that you help your child to practise them in preparation for a spelling test each Friday. Please note all of the sounds in the spellings below have been taught in phonics sessions

A useful technique to use is:

Look carefully at the word

Cover the word, try to remember it

Write the word from memory

Check to see if you have spelt it correctly

	28 th February Phonics Spelling Rules Drop the e add ed	07 th March Phonics Spelling Rules Drop the e add ing	14 th March Phonics Spelling Rules Drop the e add y	21 st March Phonics Spelling Rules Drop the e add er	28 th March Phonics Spelling Rules Drop the e add est	04 th April Phonics Spelling Rules Double the consonant add ed
1	baked	baking	juicy	cuter	cutest	yapped
2	scored	caring	icy	nicer	nicest	patted
3	loved	completing	bubbly	riper	tamest	hugged
4	smiled	rescuing	spicy	braver	bravest	dropped
5	cared	sharing	noisy	wiser	closest	hummed
6	joked	scaring	shiny	stranger	widest	stopped
7	shared	smiling	cheesy	gentler	finest	ripped
8	argued	racing	smoky	simpler	simplest	chopped
9	completed	loving	tasty	larger	gentlest	clapped
10	rescued	living	scary	later	ripest	grinned