





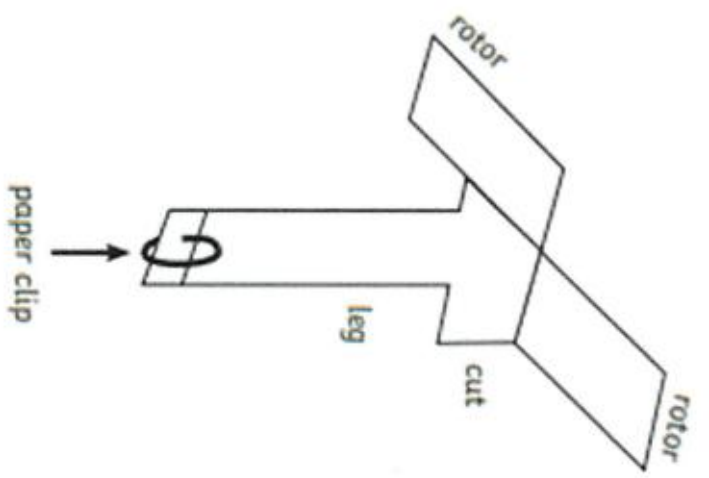
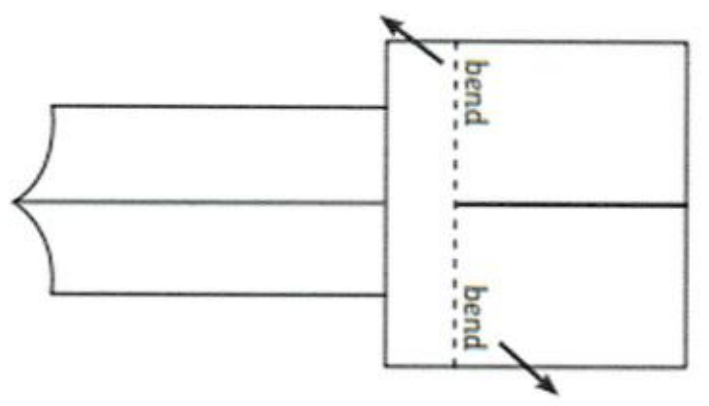
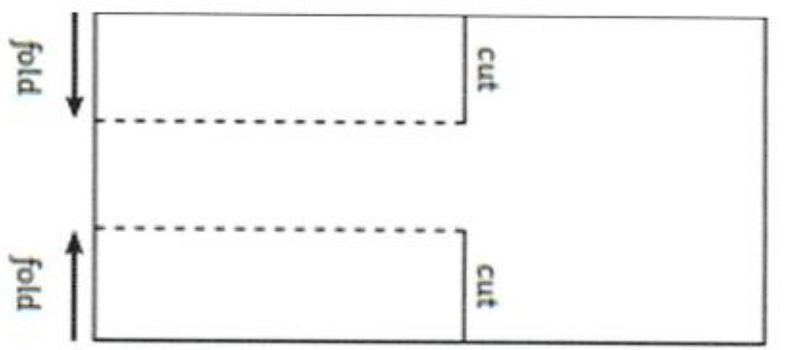
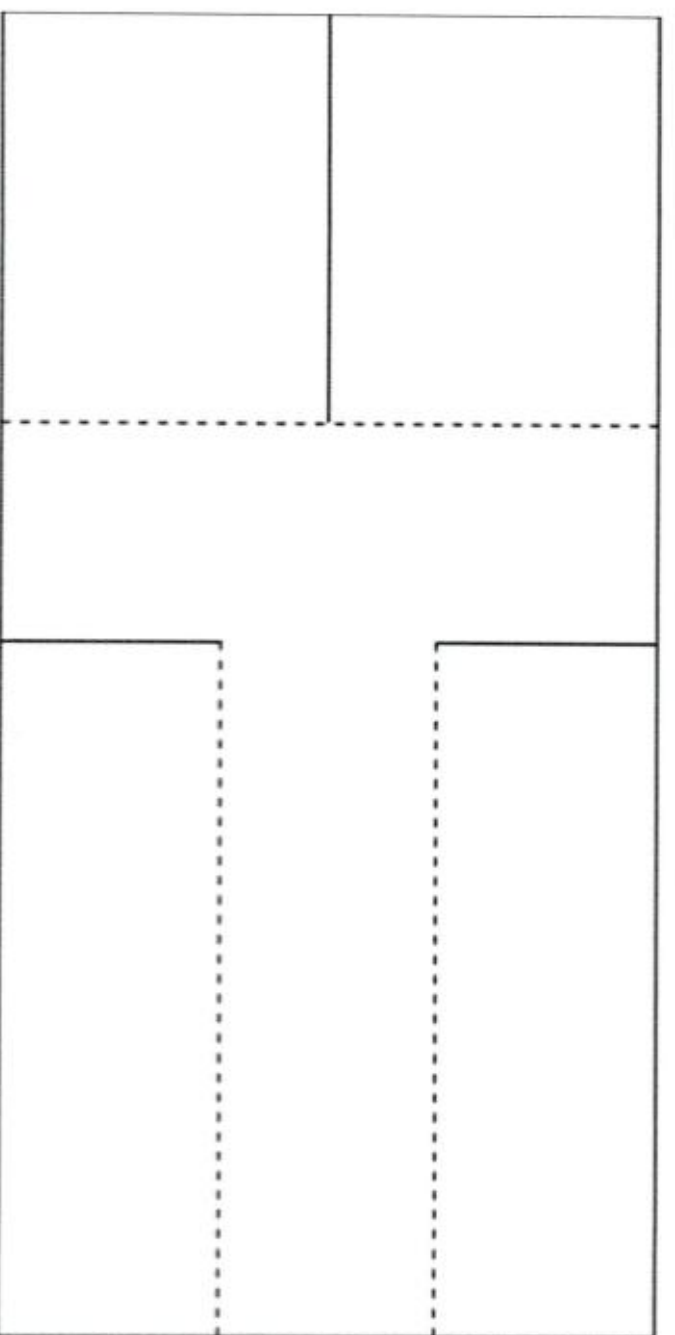


Year 5 Term 2 Homework Grid

<p><u>Reading:</u></p> <p>Read daily either on Reading Plus or your scheme book, remember to record this in your contact book.</p> <p>Discuss the following questions with your grown up:</p> <ul style="list-style-type: none"> • How does what you have read make you feel? • Would you like to visit the place where the book is set? • Have you read any similar texts that this reminds you of? 	<p><u>Writing/Handwriting</u></p> <p>Use the following words in a range of sentence: Excellent, bruise, government, mischievous and controversy.</p> <p>Challenge yourself:</p> <ul style="list-style-type: none"> • Can you use brackets around extra information? • Can you include colons to introduce a list? • Can you use different types of fronted adverbials? 	<p><u>Maths:</u></p> <p>Log in to Times Tables Rockstars to complete the set times tables and remember to challenge yourself with the linked division facts too.</p>
<p>Optional activities</p>		
<p><u>Handwriting</u></p> <p>On letter join search for and complete these tasks:</p> <ul style="list-style-type: none"> • KS2 resources – write in time (pick any topic) • KS2 games – mirror writing 	<p><u>Geography</u></p> <p>Make a rain gauge to see how much rainfall there is in your garden over the term. Does it rain more during some weeks than others? Either mark measurements on your jar or use a ruler in the centre of the jar to find out how much it has rained.</p>  	<p><u>Computing</u></p> <p>Watch some videos made by different creators.</p> <ul style="list-style-type: none"> • What is similar about the videos? <ul style="list-style-type: none"> • What is different? • Which ones do you prefer and why? <p>Write a video review for your favourite one to share with others why they should also watch this video. Be careful not to give away any spoilers about the video content but convince people that they should watch it themselves.</p>
<p><u>Design Technology</u></p> <p>Build a bridge 50cm wide to support the weight of a food tin in the middle of the bridge. Before you start think about some designs that will give you a good engineered result. For example, some shapes are better at absorbing the load – for example triangles are particularly strong – so you might think about using them as part of your design.</p>  	<p><u>Science</u></p> <p>Make a paper helicopter and investigate the effects of air resistance and gravity. A helicopter hovers in the air as its propellers rotate. Use the template and follow the instructions to create a paper aeroplane that spins as it slowly falls to the ground. Time how long your paper aeroplane takes to fall to the ground. Can you make a new paper aeroplane that falls more slowly? Think about the forces of gravity and air resistance.</p>	<p><u>MFL</u></p> <p>Can you practice counting to 100 in French? The BBC website has sound bites to help with pronunciation. https://www.bbc.co.uk/bitesize/topics/z6t66g8/articles/zd4w7yc</p> 













supersonic Spelling Stars

Test 07/10/25

Reading and spelling common exception words ending with a split digraph.

When you hear the vowel sound at the end of the word, choose to use the split digraph for the sound. Also remember to listen out for other tricky parts that may be spelt differently from how they sound.

Your child is currently exploring common exception words ending with a split digraph. It is important that you child understands the meaning of the word by becoming a "word whizz", is able to put it into a sentence (that makes sense) and be able to both read and spell the word accurately.

Picture	Spelling	Meaning	To do
	accommodate	To provide lodging or make space for someone or something.	<ul style="list-style-type: none"> 1 Make up sentences with the words in and write the sentence. 1 Practise reading the words 1 Spell the words out loud 1 Practise writing the words 1 Make up silly stories with the words
	achieve	To successfully accomplish or reach a goal or objective.	
	appreciate	To recognise the value or importance of something or to be grateful or thankful for something.	
	communicate	To exchange or convey information, thoughts, or feelings through speaking, writing, or other methods of expression.	
	criticise	To express disapproval or judgment about someone or something, typically by pointing out faults.	
	exaggerate	To represent something as being greater, better, or worse than it actually is.	
	guide	Someone who guides people to show them around or a document, or book that offers information or instructions.	
	persuade	To convince or influence someone to do or believe something.	
	recognise	To identify or acknowledge someone or something that has been previously known, seen, heard, or experienced.	
	sacrifice	The act of giving up something valuable or important for the sake of someone or something else.	
Research			<ul style="list-style-type: none"> 1 Research the meaning of the words 1 Research the etymology of the word 1 Research the synonyms for the words 1 Research the antonyms for the word













supersonic Spelling Stars

21/11/25

Adding the suffix /cial/ to words to make adjectives sounds like /shul/ but we spell it /cial/

If the root word ends in a vowel /ce/ - simply remove the /ce/ and add /cial/. If the root word ends in consonant - simply remove the final consonant and add /cial/. If there is no root word, simply spell the word and ensure it ends in /cial/.

Your child is currently exploring the suffix /cial/ in their spellings. It is important that your child understands the meaning of the word by becoming a "word whizz", is able to put it into a sentence (that makes sense) and is able to both read and spell the word accurately.

Picture	Spelling	Meaning	To do
	face	Something relating to the face such as a beauty treatment.	<ul style="list-style-type: none"> 1 Make up sentences with the words in and write the sentence. 1 Practise reading the words 1 Spell the words out loud 1 Practise writing the words 1 Make up silly stories with the words
	facial		
	benefit	Something that is helpful or useful and produces good results.	
	beneficial		
	commerce	Making money by buying or selling things.	
	commercial		
	office	Something or someone in a position of trust and responsibility.	
	official		
	finance	Something that relates to money and expenses.	
	financial		
	social	Enjoying life in communities and enjoying the company of other people.	
	glacial	Something that is very cold or icy.	
	special	Something that is different and unique to others.	
	crucial	Something that is deemed as very important.	
	judicial	Something that involves the law, judges and the court system.	
	artificial	Something that is not real and is made by humans.	
	superficial	Being concerned with what is obvious and not studying or looking carefully at something.	
Research			<ul style="list-style-type: none"> 1 Research the meaning of the words 1 Research the etymology of the word 1 Research the synonyms for the words 1 Research the antonyms for the word 1 Research other words that end in /cial/.

28/11/25

Picture Guide



Adding 'tious' – turning nouns into adjectives.

supersonic
Spelling Stars

Picture Guide



Adding /acious/ to make the word an adjective

supersonic
Spelling Stars

Picture Guide

28/11/25



Adding the suffix /cial/ to words to make adjectives

supersonic
Spelling Stars

Picture Guide



Adding the suffix /tial/ to words to make adjectives

supersonic
Spelling Stars

12/12/25

Week 6

Convert nouns
or adjectives
into verbs using
suffix -en

blacken

brighten

flatten

lengthen

mistaken

straighten

shorten

thicken

tighten

toughen